

ANCIENT CITY SHOOTING RANGE &
THE GHOST TOWN GUNSLINGERS

WELCOME YOU

TO THE:

Siege at



St. Augustine


2014 IASSFL STATE CHAMPIONSHIP

CRACKER JACK MCCOY
RETURNS HOME

SPONSORED BY:



WESTERN STORE



JANUARY 8-12, 2014
ANCIENT CITY SHOOTING RANGE
SAINT AUGUSTINE, FLORIDA

Stage 1 THE STAGECOACH

Sponsored by:
BULLETS BY CHANCE

Riding a stage was not the kind of thing one does if a choice is available. A horse or a train is much preferred. However, while on a stage outside of Loyal Valley, Texas we came upon a fellow hitching a ride after his horse went out on him. It turned out to be the notorious Johnny Ringo. At the time he was the local constable after serving a stint in jail after the Mason County War. Lost track of him after that meeting, but later I understood he fell in with the Cowboys in Tombstone and might have met his end at the hands of Wyatt Earp.

Ammo: 10 Pistol, 10 Rifle, 4+ Shotgun


Staging: Pistols holstered. Rifle staged in stagecoach door. Shotgun on front of stage.

Line: "Who's riding shotgun?"

Sequence: Shooter stands at front of stagecoach, both hands holding saddle bag. State line, and ATB with revolvers, engage the 3 targets directly in front of you, in a 2-1-2 sweep, (beginning on either end), twice from the same direction. Move to the stagecoach door and with rifle and engage the 4 targets in a progressive sweep: 1-2-2-3-3-3-4-4-4-4. Make rifle safe. Move to the rear of the stagecoach and with shotgun, shoot the 4 shotgun knockdown targets in any order.

Stage 1

Range Officers:
LIGHTLOAD & MACINAW



Stage 2 THE BATH HOUSE

Sponsored by:
JACKSON'S WESTERN WEAR

It was a rare treat after living on the range for months on end to arrive at a fine bawdy house and enjoy a long soak in their bath house. The best place for my money was the high class Greta Dee's Sporting House in Salina KS. I remember this one a day when all the fine young ladies were buzzing about Jessie James being seen in the area. The whole town was up in arms. It didn't matter much to me as I settled down in the hot water. In the next tub was a fine gentleman named Mr. Howard and on the other side was his brother. We had the best time talking and drinking cold beer. Mr. Howard mentioned that he did not think much of Jessie James, but he was sure to keep his gun handy none the less. Years later when Jessie met his end and the papers said he went under the name Mr. Howard did I really appreciate that bath.

Ammo: 10 Pistol, 10 Rifle, 4+ Shotgun

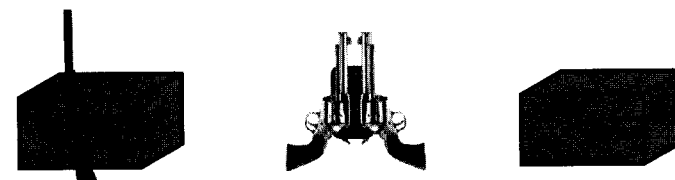
Staging: Pistols holstered. Rifle in hand. Shotgun staged on either table

Line: "Don't drop the soap"

Sequence: Shooter stands behind bathtub holding rifle in one hand and soap in the other. State line and ATB shooter drops the soap. With rifle, engage targets (from either end) in hoot sweep: 1-2-2-3-3-2-2-3-3-4. Make rifle safe (take it with you to shotgun table) and with shotgun shoot the 2 shotgun knockdown targets in front of you then move to other table and shoot the remaining 2 shotgun knockdown targets. Make shotgun safe. Move between tables and with revolvers, engage the 4 targets in a hoot sweep: 1-2-2-3-3-2-2-3-3-4.

Stage 2

Range Officers:
BRONCO MAN & BRONCO LADY



START

Stage 3 THE CASINO

Sponsored by:
GOLD COAST GUNSLINGERS

You never know what you'll hear or where you'll hear it. I was wasting some money at a faro table at Lil Mis's Casino and Gambling Hall in the Indian Territories in '89 when these two fellows at the next table were having a loud confab. I didn't know one man, but the other was the outlaw Jim July. It seems that Jim was all on about his wife and offered the other man \$200 bucks to kill her. He refused, where upon Jim got real animated and stomped out saying, "Hell, I'll kill the old hag myself and spend the money for whiskey." A few days later the "old hag" turned out to be Belle Starr who was found dead under mysterious circumstances; so ended the "Bandit Queen."

Ammo: 10 Pistol, 10 Rifle, 4+ Shotgun


Staging: Pistols holstered. Rifle staged in right window. Shotgun staged on bar.

Line: "You're bluffing!"

Sequence: Shooter starts standing at right window with suit of cards in both hands. State line and ATB, put down the cards and with rifle, engage the 5 targets with 1 round on each front targets, 2 rounds on the middle targets and 4 rounds on the back center target, in any order for a total of 10 rounds. Make rifle safe. Move to shotgun and engage knockdown targets in any order. Make shotgun safe. Pick up bottle from bar and take to the table. With revolvers, sweep the 5 targets from either direction, then dump 5 on the center target.

Stage 3

Range Officers:
KORUPT KARL & PREACHERMAN



Stage 4

THE FERRY CROSSING

Sponsored by:
ROLLIN' CHOPSTIX

Rivers crisscross the west and from the time of the fur trades these streams were the best way to travel. This was fine unless you had to cross the rivers. As such there were thousands of river crossing all over the west. Most of them were simple rafts with a thick rope stretched across the stream. You would arrive at the crossing and when enough folks gathered to haul the ferry across we would load up and all pull the line to cross. One time the famous Tom Horn stood next to me pulling on the line. We had met before at the time of Geronimo's surrender and we rode together for a few days before he headed for Wyoming. Was sorry to hear that he ended so badly.

Ammo: 10 Pistol, 10 Rifle, 6+ Shotgun

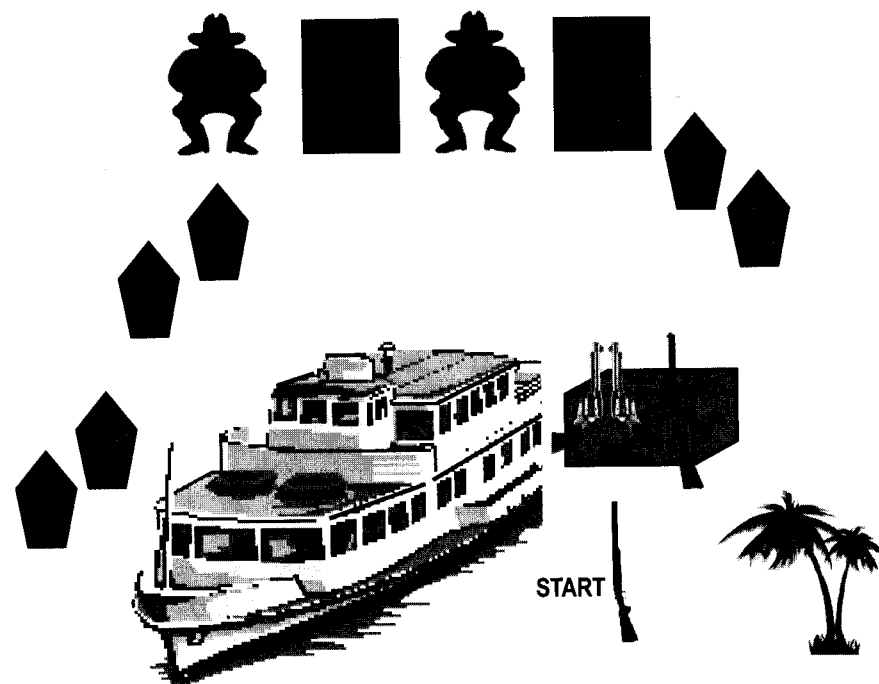
Staging: Pistols holstered. Rifle on table. Shotgun in hand.

Line: "Haul away"

Sequence: Shooter stands at the back of Ferry. Shooter states line and ATB, with shotgun, engage the 6 shotgun targets at they become visible. Make shotgun safe and carry to rifle table. With rifle, engage the figure targets with 2 rounds each and the square targets with 3 rounds each, in any order. Make rifle safe. With revolvers, engage the same targets repeating rifle instructions.

Stage 4

Range Officers:
CASSALONG HOPIDY &
LEGENDARY LAWMAN



Stage 5 AN INDIAN VILLAGE

Sponsored by:
CHUCKAROO'S LASER ENGRAVING

I met plenty of Indians in my years out west, but the one who impressed me the most was Geronimo. One hears about the "noble Indian" from folks who know nothing about them, but that Apache was noble in the true sense of the word. I was delivering horses to the Army when they brought him into Ft. Sam Houston in San Antonio. As he got off the train surrounded by his warriors, his gaze met mine and it was like a heavy hand resting on my neck. He had that kind of power.

Ammo: 10 Pistol, 10 Rifle, 6+ Shotgun


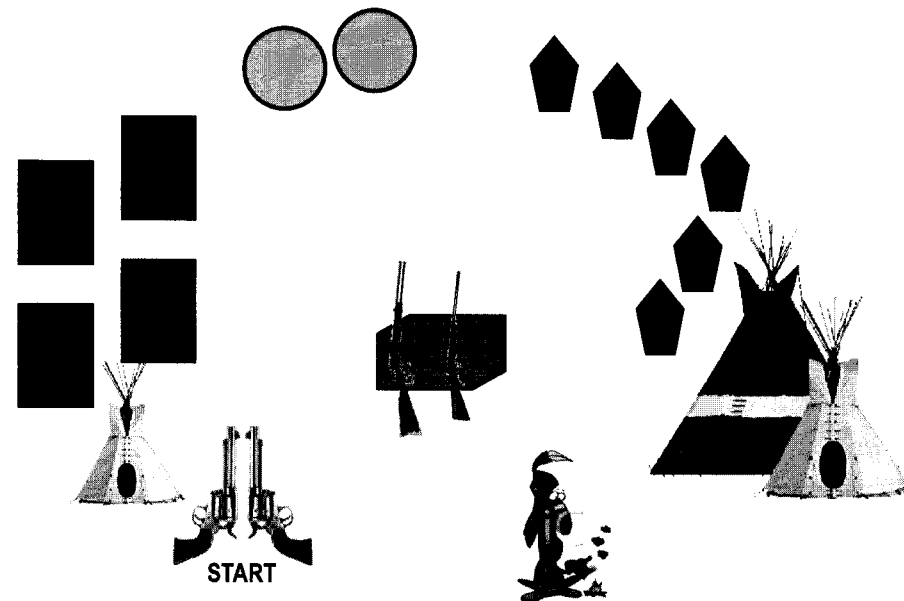
Staging: Pistols holstered. Rifle and Shotgun staged on table.

Line: "Do you read smoke signals?"

Sequence: Shooter stands by left teepee holding a tomahawk. ATB shooter puts down tomahawk and with revolvers engage first pair of targets closest to shooter for 5 rounds, in any order, no double taps. Move and engage second pair of targets (behind first set) and repeat instructions. Move to table and with rifle, engage the 2 round targets, alternating each one, no double taps, for a total of 10 rounds. Make rifle safe. With shotgun, engage the 6 knockdown targets in any order.

Stage 5

Range Officers:
CHRISTIAN MORTICIAN &
WABASH VALLEY SLIM



Stage 6 THE BANK

Sponsored by:
STARLINE BRASS

The west is a dangerous place and death is always close at hand, but I never came so close as in Coffeyville, Kansas on the morning of the great Dalton raid. Standing in line at the C.M. Condon Bank, we were all startled when Bill Powers, Dick Broadwell and Grat Dalton busted in and they forced three employees to fill a sack with money. One brave teller said the vault had a time lock and couldn't be opened. The robbers decide to wait while the rest of us stood against the wall with them holding guns on us. It was then that the townspeople opened fire and the battle began in earnest. I have read accounts of the action and how the outlaws were killed, but all I can remember is laying flat on the floor holding my head as bullets whistled over my head.

Ammo: 10 Pistol, 10 Rifle, 6+ Shotgun

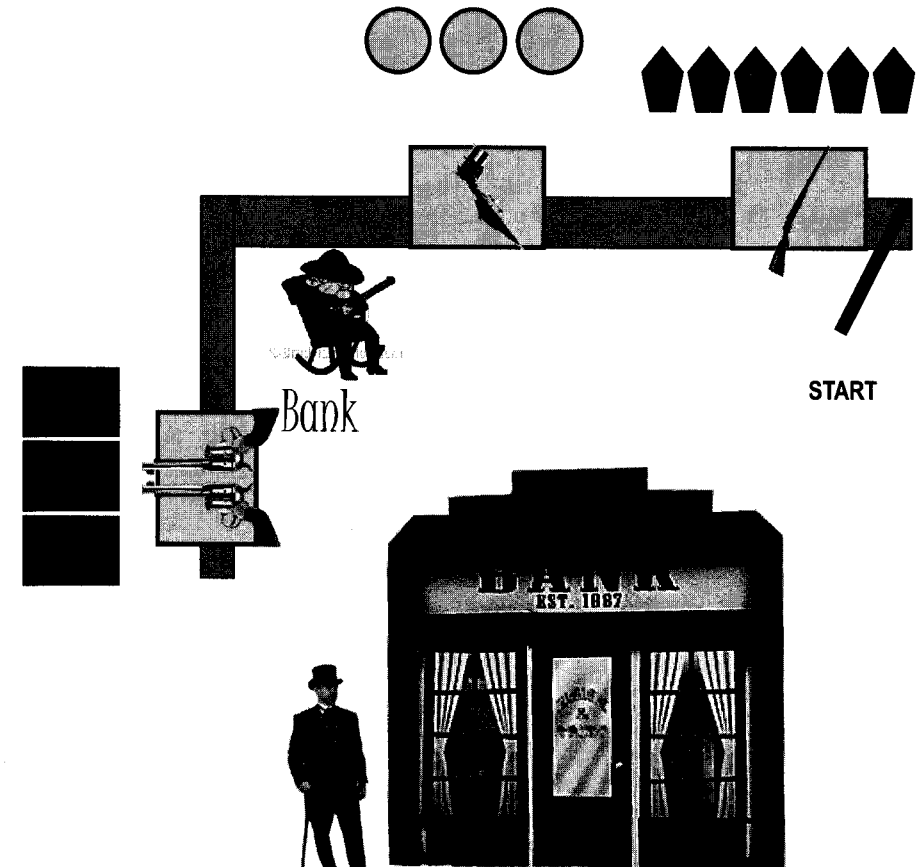
Staging: Pistols staged on far left table. Rifle on table at left bank window. Shotgun on right table

Line: "I'd like to make a withdrawal."

Sequence: Shooter stands at vault door, both hands on the door edge, state line and ATB, with shotgun engage 6 knockdown targets in any order. Move to middle window (on left) and with the rifle, engage targets with 3 rounds each on 2 targets and 4 rounds on the other, in any order. Make rifle safe. Move to revolvers, repeat rifle instructions.

Stage 6

Range Officers:
BONFIRE & ASUP SLEEVE



Stage 7

CASTILLO DE SAN MARCO

Sponsored by:
LAKE COUNTY PISTOLERS

In my time out west I saw a lot of forts. They were usually centers of civilization as we called it. Some had stockade walls others were brick or stone and some, like Fort Meade in the Dakotas, had no walls at all. None of them had the grandeur and history of Castillo de San Marcos in my home town of St. Augustine. It was the perfect location to meet all my relatives when my wanderings were over. We had a picnic on the grounds and it felt so good to be home.

Ammo: 10 Pistol, 10 Rifle, 6+ Shotgun

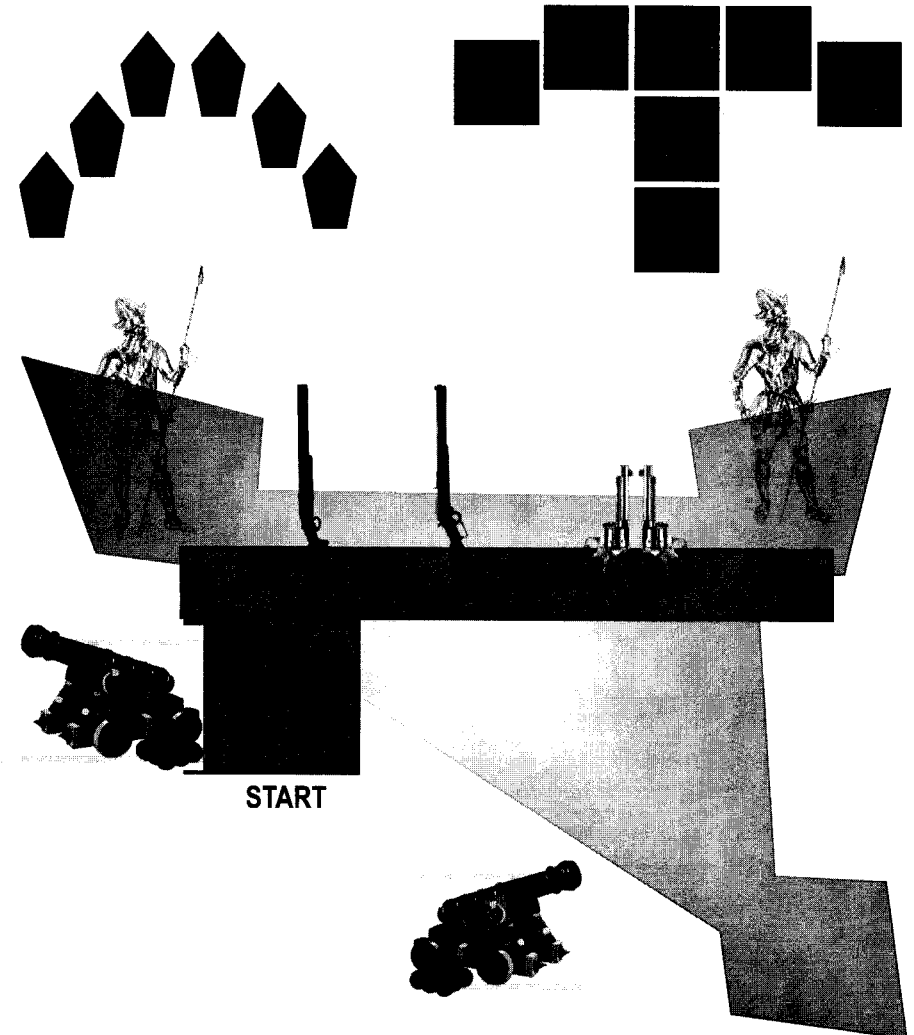
Staging: Pistols holstered. Rifle in middle of Battlement wall. Shotgun on left side of Battlement wall.

Line: "I'm home!"

Sequence: Shooter begins standing behind right table with hands flat. State line and ATB, engage the 3 vertical targets then the 2 targets to the right or left. With other revolver, engage the 3 vertical targets then the opposite (side) horizontal targets not engaged. Move to rifle and repeat pistol instructions. Make rifle safe and move to shotgun position and shoot the 6 shotgun knockdown targets in any order.

Stage 7

Range Officers:
STRIDER & RAMBLIN RIDER



Stage 8 THE PADDLEBOAT

Sponsored by:
DESIGNS BY LITTLE WHITE DOVE

The finest woman I ever met out west was Chicago Joe, the "Queen of the Red Light District" in Helena Montana. We fell in together on the paddle wheeler Copenhagen Lady making its way on the upper Missouri. She was adorned in the finest fashions, lively, funny and bawdy in a lady like way. Had a first rate education and it showed; rich and smart. Those were the best three days of my life. When I close my eyes at night, it's Josie I see. Heard that in '85 the politicians tried to shut her down, but she beat them in court and went right on with her grand bordello.

Ammo: 10 Pistol. 10 Rifle. 6+ Shotgun.

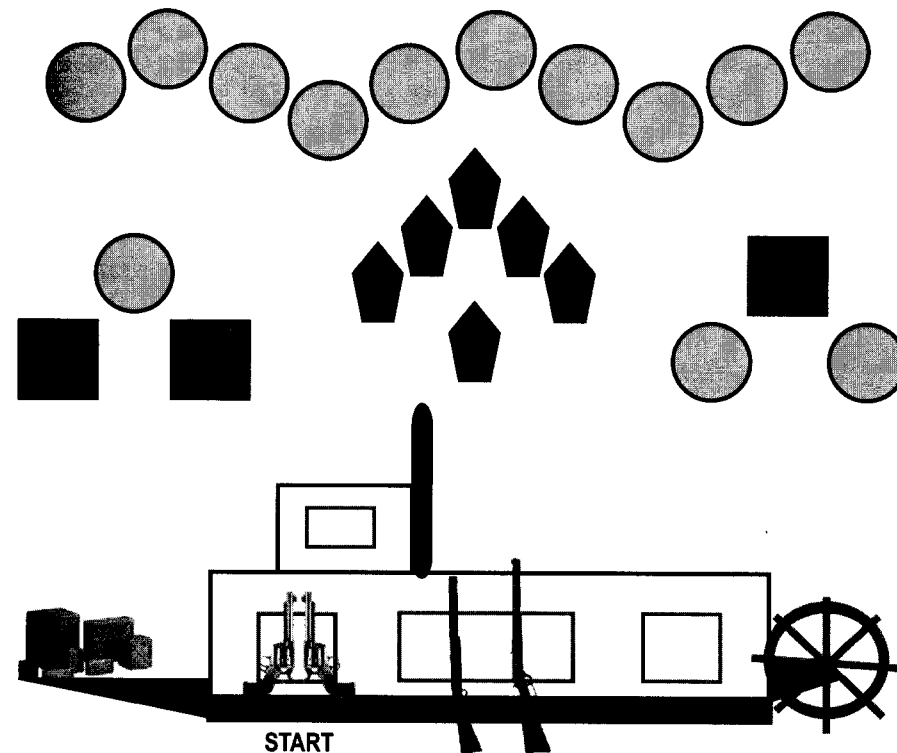
Staging: Pistols holstered. Rifle staged in middle window.

Line: "All ashore that's going ashore!"

Sequence: Shooter stands by ship's wheel, both hands on wheel. State line and ATB with revolvers, shoot 2 targets with 1 round each and the other target with 3 rounds, in any order. Move to opposite window and repeat instructions. Move to center window and with rifle, engage the wave of 10 targets from either end with 1 round each. Make rifle safe and with shotgun, shoot the 6 shotgun knockdown targets in any order.

Stage 8

Range Officers:
OAKLEY MOUSE & GENERAL LEE SMOKEY



Stage 9 THE TICKET OFFICE

Sponsored by:
KLASSIC LASER WORKS

Back in '81 I was moving through California and bought a stage ticket out of Fort Ross headed for Sacramento. We hadn't been on the road for half a day when this tall fellow with a flour sack over his head stopped us. He spoke softly as he waved his pistol around and ordered us off the stage. Very genteel I thought. Seemed he was after the strong box, which he rode off with. In the Sacramento paper I read they found the empty strong box and there was a poem left with it. I recall it to this day: "So here I stood while wind and rain, Have set the trees a'sobbin', And risked my life for that damned stage, That wasn't worth the robbin'." They caught Black Bart a few years later and he wound up in San Quentin.

Ammo: 10 Pistol. 10 Rifle 4+ Shotgun.

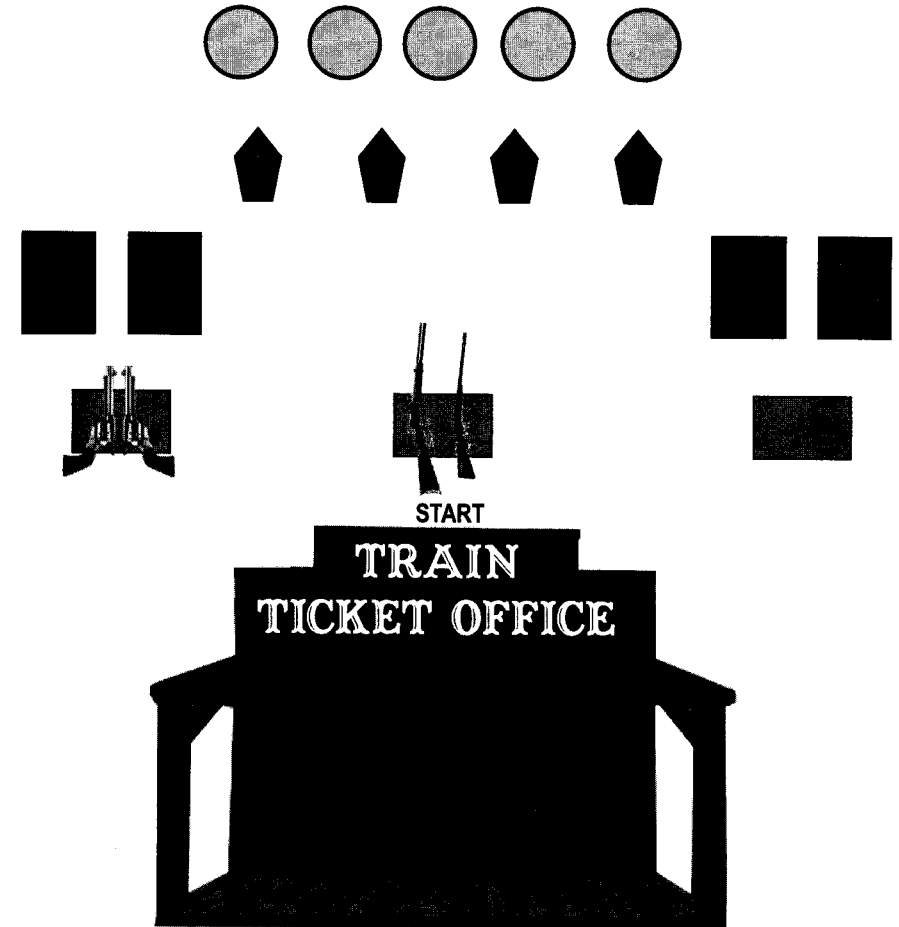
Staging: Pistols holstered. Rifle and shotgun staged in center window, down range.

Line: "Ticket Please "

Sequence: Shooter stands at center window holding ticket with both hands. State line and ATB drop ticket and with shotgun, engage 4 targets in any order. With rifle engage targets, from either end, in a "Dang it Dan" sweep. (1-2-2-2-3-3-4-4-4-5). Make rifle safe. Move to left or right window and 2 targets with at least one round each for a total of 5 rounds. Move to opposite window and repeat instructions.

Stage 9

Range Officers:
MISSISSIPPI KID & KID ROMEO



Stage 10 THE TRAIN DEPOT

Sponsored by:
THE CARVER

In my travels I occasionally found myself in the old south. On my way back from delivering a shipment of cattle to Florida in '77 I was sitting quietly in the train depot in Pensacola waiting for my passage west. When the train from Jacksonville pulled in I started gathering my carpet bag and gear when there was a commotion on the platform. Two Texas Rangers were dragging a man off the train. Word passed quickly among the crowd that they had captured the killer John Wesley Harden. The affair held up the train for a while, but when I boarded and took my seat the outlaw and his captures sat only three seats ahead of me.

Ammo: 10 Pistol. 10 Rifle. 6+ Shotgun.

**Staging: Pistols holstered. Rifle staged on center table.
Shotgun staged on caboose table.**

Line: "All Aboard!"

Sequence: Shooter starts standing at the bell. Shooter rings bell and states line and ATB shooter moves to center where the rifle is staged. With pistols, double tap all targets in any order. Next pick up rifle and double tap all targets in any order. Make rifle safe and move to rear of caboose and with shotgun engage the 6 knockdown targets in any order.

Stage 10

Range Officers:
KINGFISH DAVE

