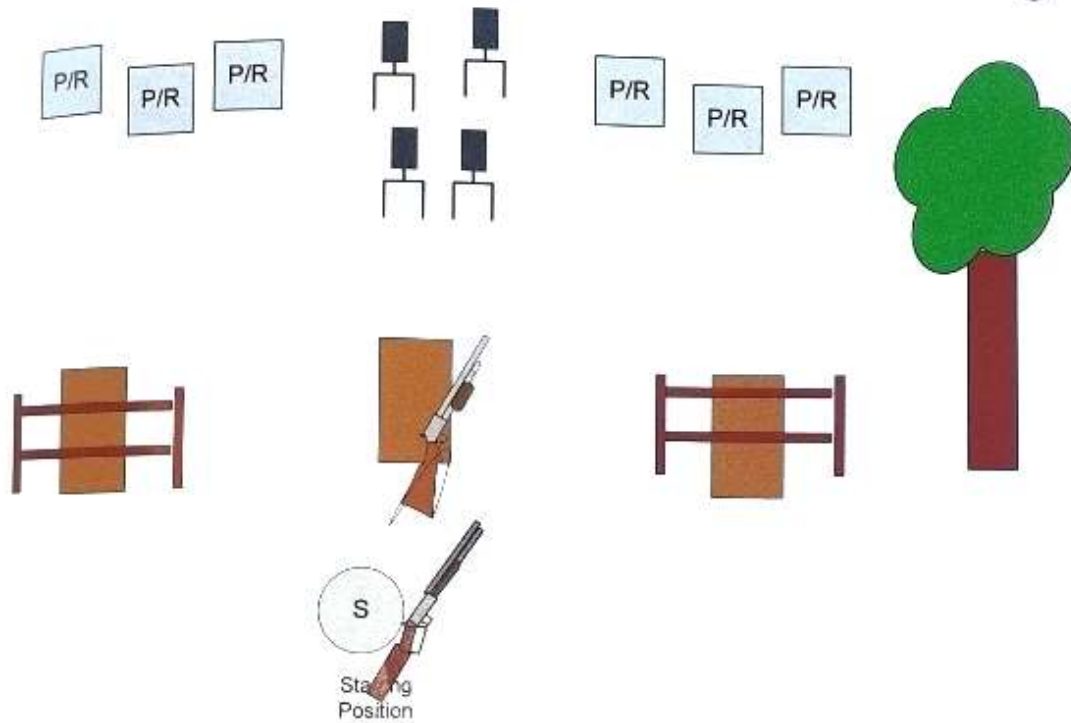


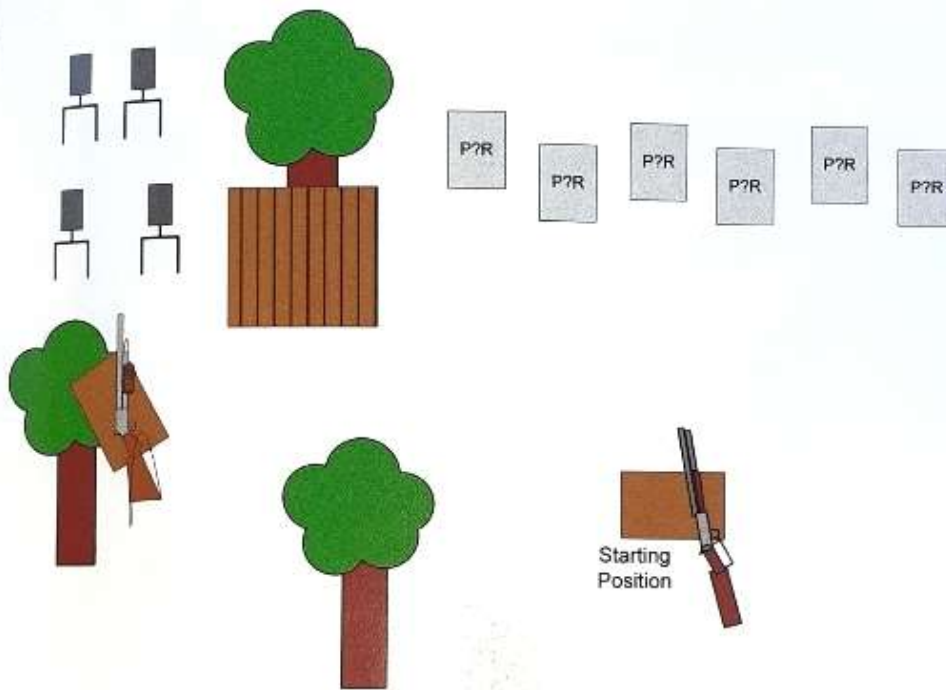
## Stage 1



### **Starting Line – “like these odds”**

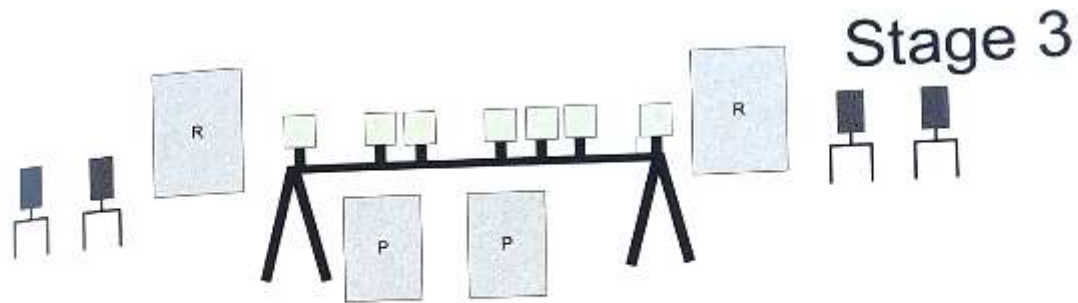
**ATB: With rifle on either set of targets engage the targets in a Bristol Kid Sweep which is from either end sweep 1rd,2rds,3rds then double tap target that was started on then double tap other outside target. With shotgun knock'em down. With pistols (between fence posts) repeat rifle instructions on other set of targets.**

## Stage 2



**Starting Line – “I’d rather have a pocket of rocks than an empty gun”**

**ATB: With pistols & rifle, any order/ combination, engage targets with 5rds on outside targets, 3rds on the inside targets and 2rds on the center targets. With shotgun knock'em down.**

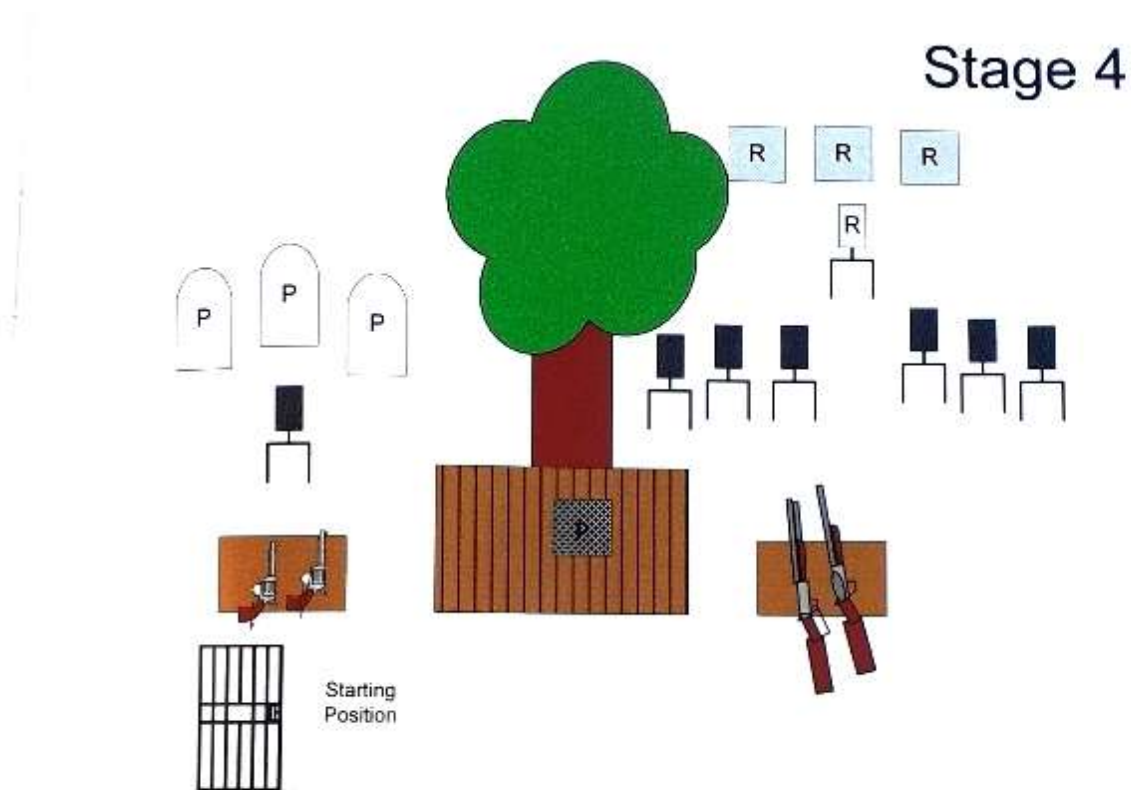


**Shooters choice on gun order but rifle cannot be last**

**ATB: Knockdown 2 KD's from outside the left cowboy and 2 KD's from outside the right cowboy. With rifle engage the plate rack and either left or right rifle target with remaining rds. With pistols engage pistol targets with a pendulum sweep from center position.**

**Note: pendulum sweep starts with 1rd (1rd,2rds,2rds,2rds,2rds,1rd)**

**Note: On plate rack misses only count after last plate is down. Engaging static rifle target before all plates are down is not a procedure.**




**ATB: Move thru doorway and engage pistol targets in a reverse Lawrence Welk Sweep (4rds,3rds,2rds,1rd) ending on a KD. (pistols can be restaged or holstered)**

**With rifle engage targets in a Lawrence Welk Sweep starting on rifle KD then 2rds,3rds,4rds on the static targets.**

**With shotgun knockdown 4 KD's plus additional KD's for any standing pistol or rifle KD's.**



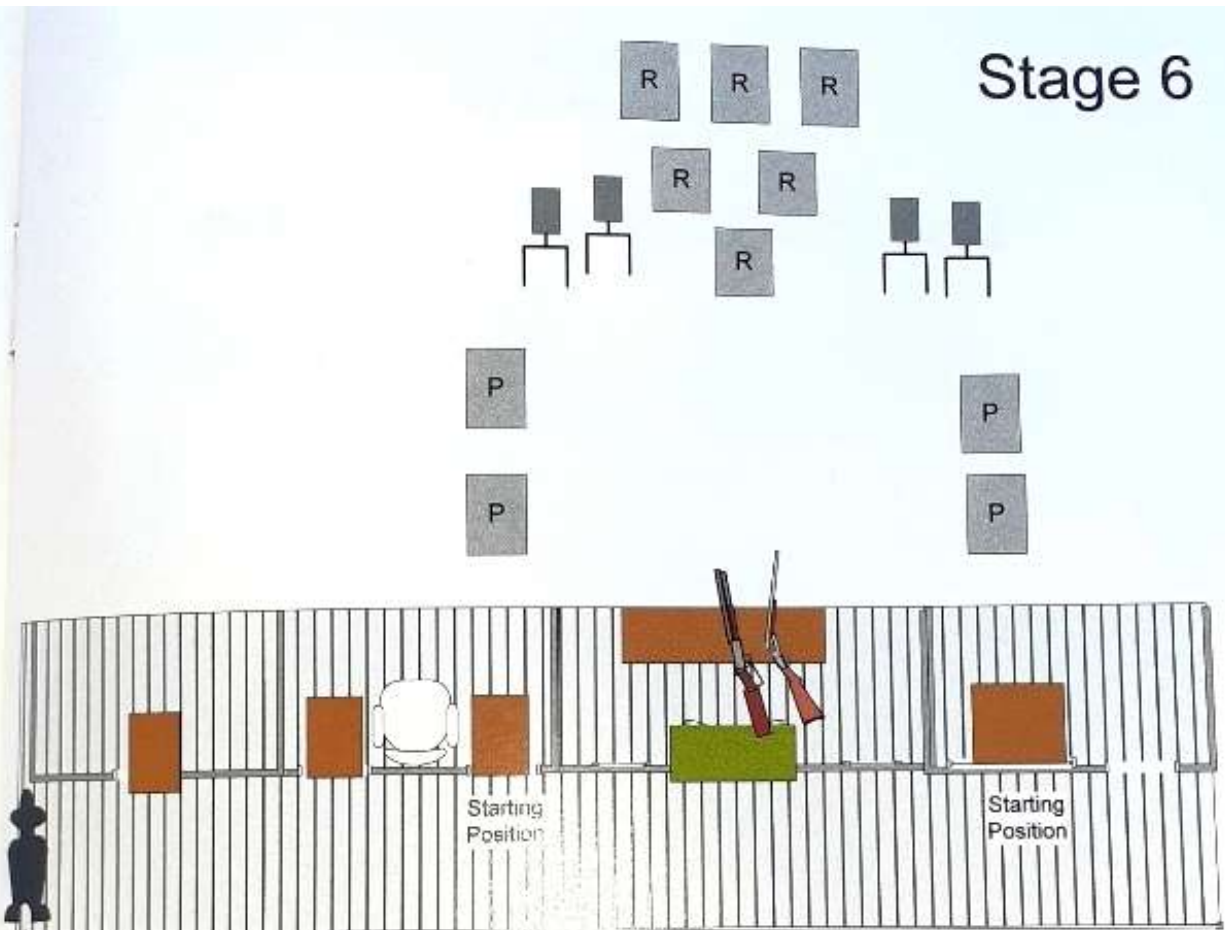
Stage 5



Starting  
Position



**ATB: With rifle engage the center target with 4rds then the bottom targets with 2rds each then the top targets with 1rd each. Move to shotgun, engage 2 KD's until down then engage other two KD's till down outside far cowboy. With pistols fired from between cowboys engage the two lower targets and middle target with 2-1-2 sweep twice from same direction.**

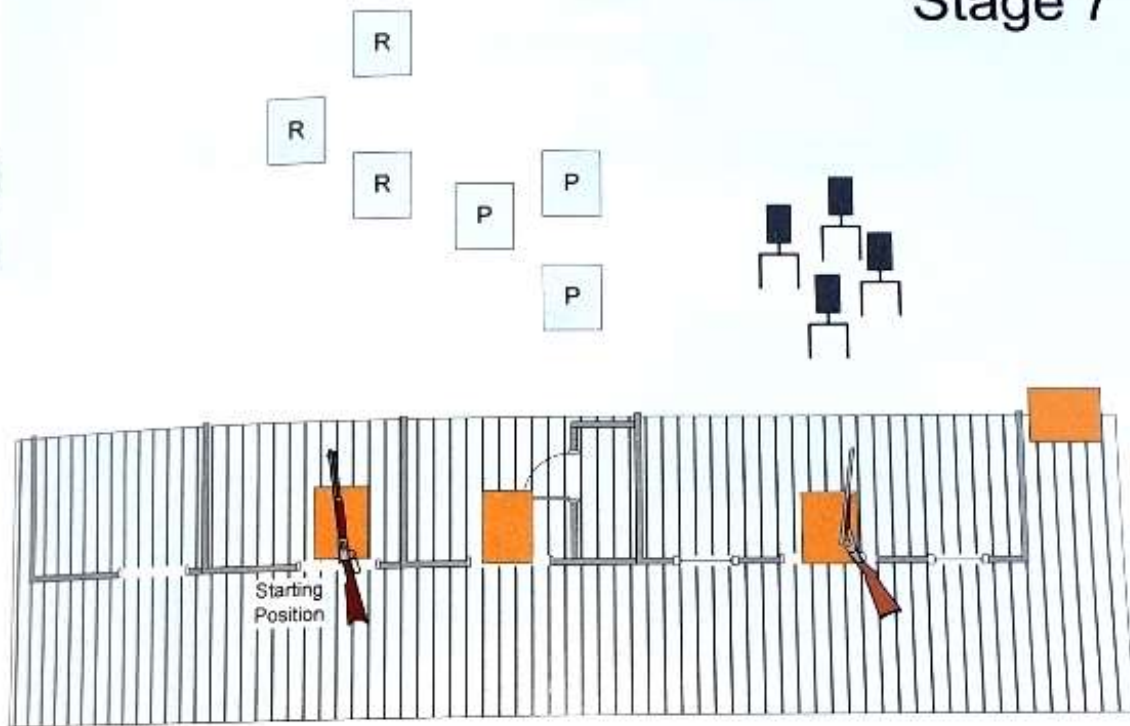


**Starting Line –**

**“Can I move? I’m better when I move.”**

**ATB: With 1<sup>st</sup> pistol engage the two pistol targets with 5rds starting from the top. Repeat instructions from other pistol position. Move into saloon with rifle engage rifle targets from top to bottom with 1rd each on top row, 2rds each on middle row then 3rds on bottom. With shotgun knock'em down.**

## Stage 7

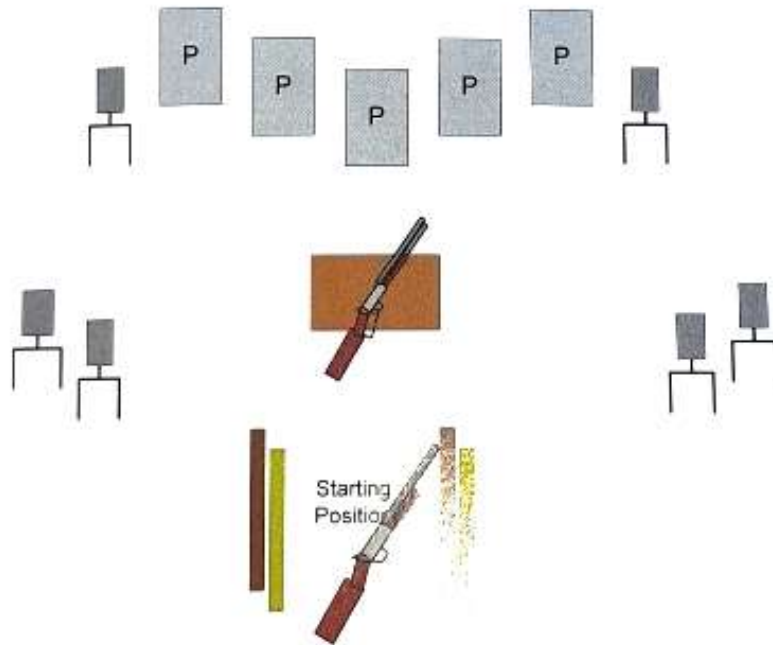
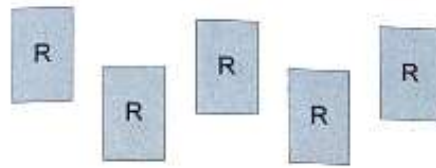


### Starting Line –

“It was a turn....of events”

**ATB: With rifle sweep the rifle targets from top to bottom or bottom to top with a triple tap sweep then put 10<sup>th</sup> rd on center target. From jail doorway with pistols engage targets using rifle instructions. With shotgun knock'em down.**

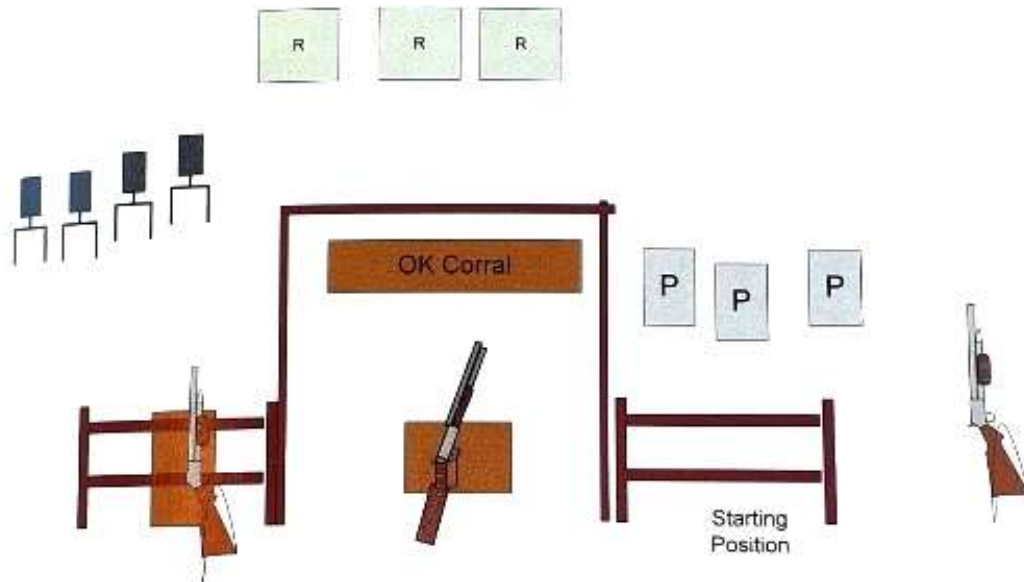
## Stage 8



**ATB: Knock down 2 KD's through each window, then the 2 far KD's. With rifle triple tap the center target then single tap left or right pair of targets, triple tap center then single tap other pair. With pistols repeat rifle instructions.**



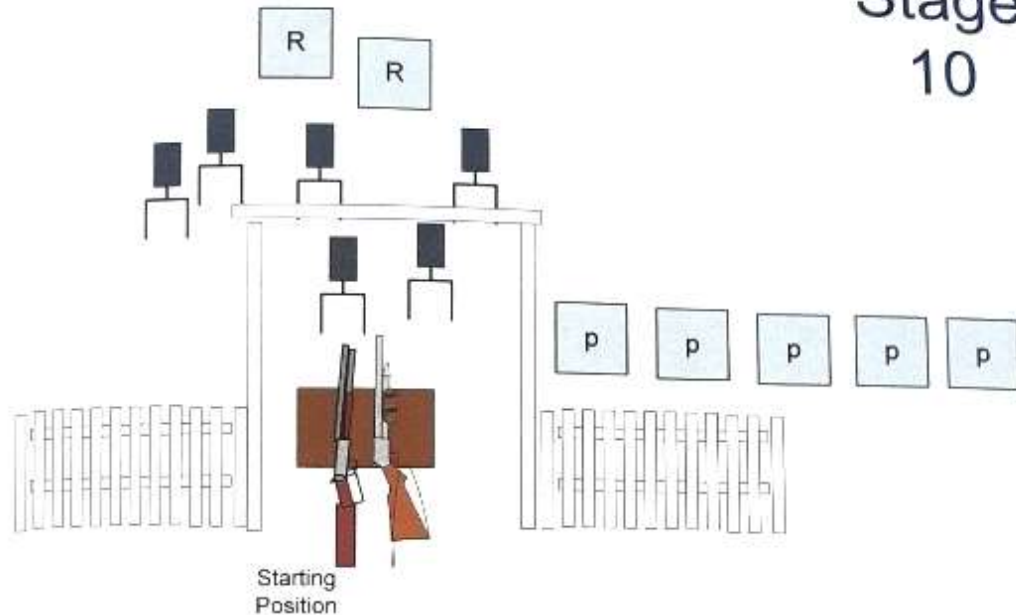
## Stage 9



**Starting Line – “Shoot ~~fast~~, never miss”**

**ATB: With pistols engage targets by double tapping the center target then sweep the three targets twice from same direction then double tap center. With rifle engage the rifle targets using pistol instructions. With shotgun knock'em down.**

## Stage 10



**Starting Line – “I only killed one man for snoring”**

**ATB: With shotgun knock'em down.  
With rifle place 9rds on a rifle target  
and 1rd on the other, but the single tap  
can not be first or last round. Move past  
post and with pistols single tap sweep  
five targets twice.**