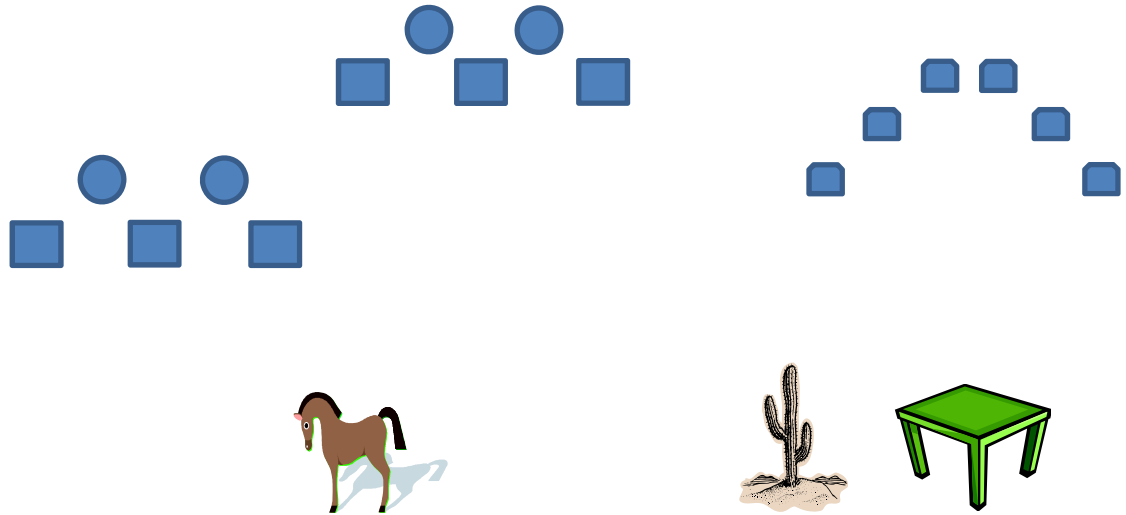


2 Pistols 5 rds each holstered
Rifle 10 Rds – Staged and re-staged safely
Shotgun 6 Rds – Staged and re-staged safely



Shooter starts at either pistol or shotgun, hands at sides not touching guns/ammo
ATB

Pistols: From left of horse

In any order, Double tap all square targets, and single tap each round targets.

Re-holster

Rifle: From Right of the horse and left of the cactus.

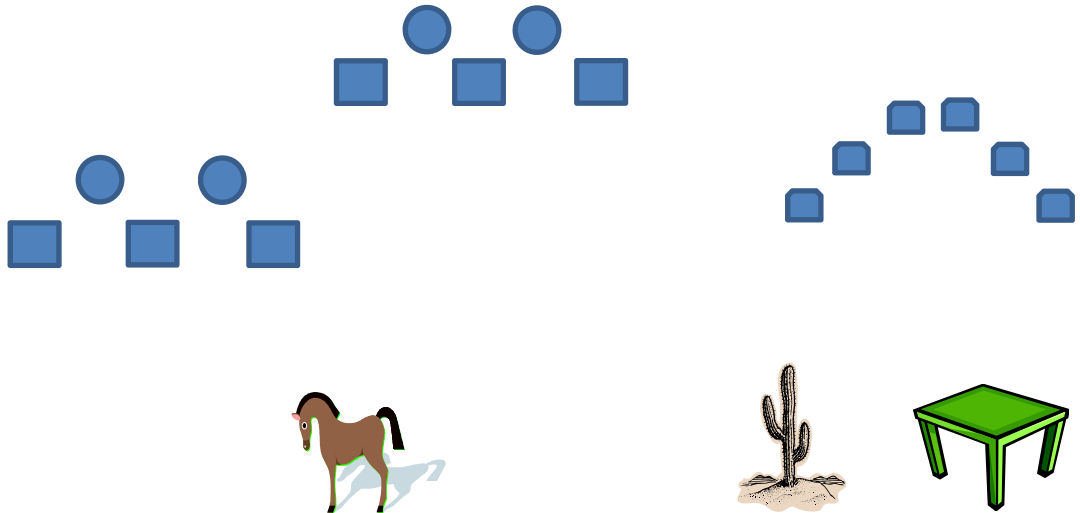
In any order, Double tap all square targets, and single tap each round targets.

Re-stage rifle safely.

Shotgun: From the right of the cactus

Shoot the poppers, PMF

2 Pistols 5 rds each holstered
 Rifle 10 Rds – Staged and re-staged safely
 Shotgun 6 Rds – Staged and re-staged safely



Shooter starts at Either Shotgun or Pistol hands at sides.
 ATB

Pistols: From Left of the Horse

Starting on the target labeled P1 Below. You will shoot: {P1, P5, P1, P4, P1,} {P3, P1, P2, P1, P1}

P2 P4
 P1 P3 P5

Re-holster

Rifle: From the right side of horse and left of the cactus

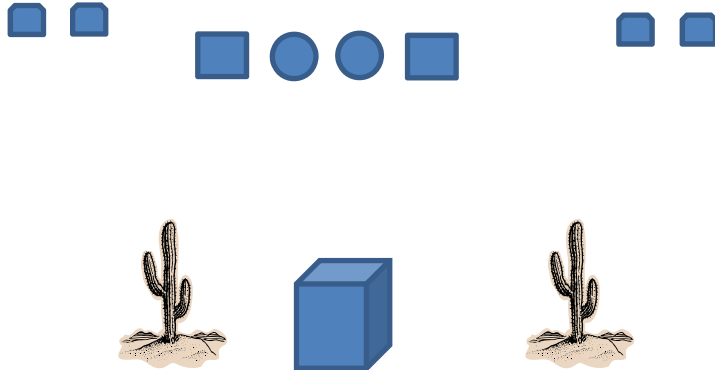
Starting on the target labeled R1 below. You will shoot R1, R5, R1, R4, R1, R3, R1, R2, R1, R1

R2 R4
 R1 R3 R5

Re-stage rifle safely.

Shotgun: From the right of the cactus
 Shoot the poppers, PMF

2 Pistols 5 rds each holstered
Rifle 10 Rds – Staged and re-staged on horse
Shotgun 4 Rds – Staged and re-staged on horse



Shooter starts Behind Box, any gun at any time
Start Line: ""

Rifle: From Behind or beside box (Muzzle of each firearm must be at firing line). Do a "Sunny Boy" sweep. 3 rounds on each square, 2 rounds on each round target.

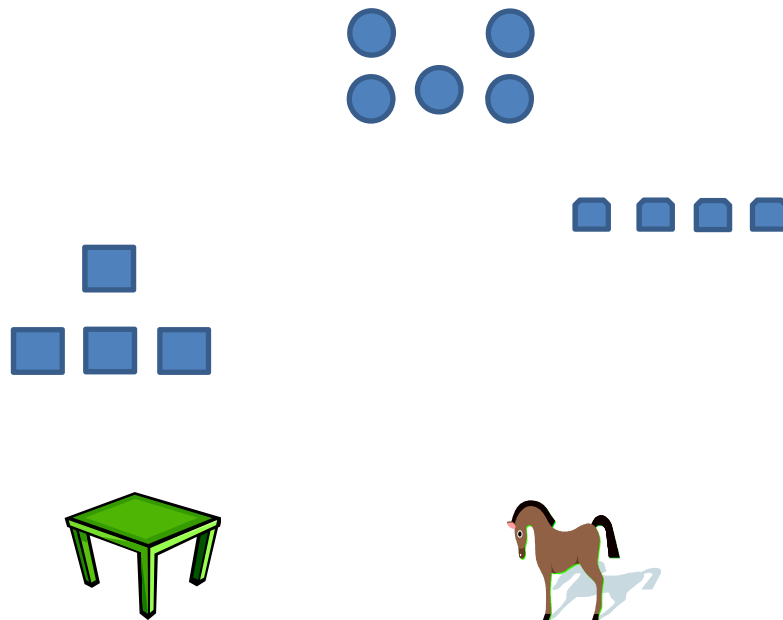
Pistols: From Behind or beside box (Muzzle of each firearm must be at firing line), Do a "Sunny Boy" sweep. 3 rounds on each square, 2 rounds on each round target.
Re-holster pistols and re-stage rifle safely

Shotgun: From Box Shoot 4 poppers. PMF
Re-stage shotgun safely.

2 pistols: 5 rds each holstered & Re-holstered

Rifle: 10 rds, staged & restaged safely

Shotgun: 4 rds, Staged and restaged safely



Procedure:

Hands not touching guns or ammo; start at any position

1st Pistol: From behind table; Double tap top target then sweep, either direction, bottom 3 targets with 1 round each. Re-holster

2nd Pistol: From behind table; Double tap top target then sweep, opposite direction from 1st pistol, bottom 3 targets with 1 round each. Re-holster.

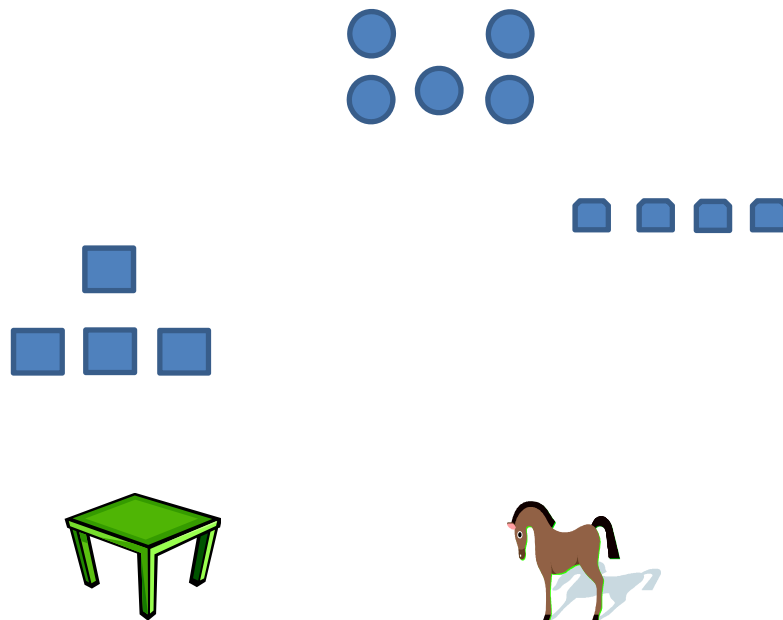
Rifle: From Left side of horse; Double tap 1 of the top targets then single tap SWEEP either direction the 3 Bottom targets, Then double tap the opposite top target then single tap SWEEP the bottom 3 targets OPPOSITE from first sweep.

Shotgun: From right side of horse, shoot poppers, PMF.

2 pistols: 5 rds each holstered & re-holstered

Rifle: 10 rds, staged & restaged safely

Shotgun: 4 rds, Staged and restaged safely



Procedure:

Hands not touching guns or ammo; start at any position

1st Pistol: From behind table; Double tap 1 outside bottom target then double tap top target then single tap center bottom target. Re-holster.

2nd Pistol: From behind table; Double tap opposite bottom target then double tap top target then single tap center bottom target. Re-holster.

Rifle: From Left side of horse; Double Tap targets as follows: 1 of the top targets, then opposite side bottom target, then other top target, then opposite side bottom target, then last 2 on the center.

Shotgun: From right side of horse, shoot poppers, PMF.

Stage 1 & 2

Bases: 11

Uprights: 3 Red

5 White

2 Blue

Targets: 6 Square

4 18" Round

6 poppers

Scenario: 1 Table, 1 horse, 1 large cactus

Stage 3

Bases: 6

Uprights: 4 white

Targets: 2 18" Round

2 Square

Scenario: 2 small cactus, 1 horse

Stage 4 & 5

Bases: 6

Uprights: 3 Double

3 Red (tall ones same heights)

Targets: 5 18" Round

4 Square

4 Poppers

Scenarios: 1 table, 1 horse