





Stage 1

Pistols -10 rds. holstered Rifle – 10 rds. Port Arms Shotgun – 4+ rds. on horse




Shooter starts behind table, rifle at Port Arms. The line is, **“Happy New Year!”** ATB, with rifle engage targets with 1 rd. on the center target, pendulum sweep the other 4 targets, with the last round on the center target. Restage. Move to left window. With first pistol engage targets with 1 rd. on the center target, single tap sweep the targets from either direction with the last rd. back on the center target, (Nevada sweep), Holster. Move to the right window. Repeat 1st pistol instructions. Holster. Move to horse. Engage poppers. PMF.



Stage 2

Pistols – 10 rds. holstered Rifle – 10 rds. on table Shotgun – 4+ rds. on horse

Shooter starts standing next to horse, hands at sides. The line is, “**Happy New Year!**” ATB, engage poppers. PMF. Restage safely. Move to right window. With 1st pistol engage targets double tapping the 2 outer targets then single tap the center target. Holster. Move to the left window. Repeat 1st pistol instructions. Holster. Move to table. With rifle double tap the 2 inside targets, single tap the center target, double tap the 2 outer targets, then single tap the center target.



Stage 3

Pistols – 10 rds. holstered Rifle – 10 rds. on ammo boxes Shotgun – 4+ rds.
on rock table


Shooter starts behind ammo boxes, hands raised above head. The line is, **“Happy New Year!”** ATB, with rifle alternate single tapping the bull’s butt and double tapping the three tombstones starting on the bull’s butt for 10 rds. Restage. Move to rock table. With shotgun engage poppers. PMF. Restage. Move to the right side of the cactus. With pistols engage targets with 1 rd. on the bottom target, 2 rds. on an outer target, 4 rds. on the top center target, 2 rds. on the other outside target, with the last round on the bottom target. Holster.



Stage 4

Pistols – 10 rds. holstered Rifle - 10 rds. on table Shotgun – 4+ rds. on table


Shooter starts behind table, hands at sides. The line is, “**Happy New Year!**”
ATB, guns in any order, with pistols and rifle engage the 4 targets with 5 rds.
each. Holster pistols, restage rifle. With shotgun engage poppers. PMF.



Stage 5

Pistols – 10 rds. holstered Rifle – 10 rds. on table Shotgun – 4+ rds. on table

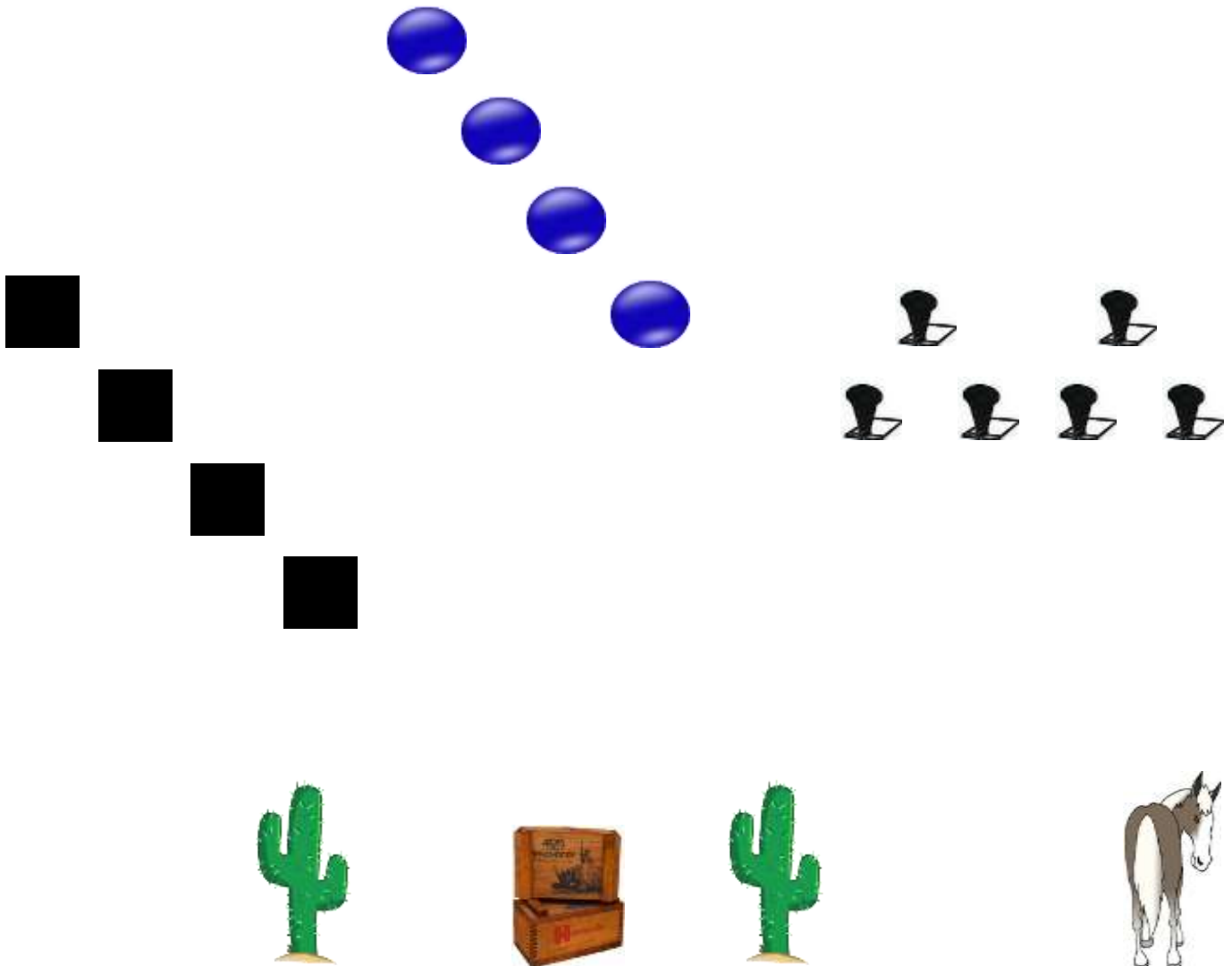
Shooter starts behind table, rifle at Port Arms. The line is, “**Happy New Year!**” ATB, with rifle double tap all the targets starting and ending on the furthest target. Restage. With pistols double tap the 2 closest targets for 10 rds. Holster. With shotgun engage poppers. PMF.



Stage 6

Pistols – 10 rds. holstered Rifle – 10 rds. on ammo boxes Shotgun – 6+ on horse

Shooter starts to the left of cactus, hands at Texas surrender. The line is, “**Happy New Year!**” ATB, with pistols engage targets from either end 4,3,2,1. Holster pistols. Move to ammo boxes. With rifle repeat pistol instructions. Restage. Move to horse. With shotgun engage poppers. PMF.



Stages 1 & 2

Steel – 4 white uprights
7 red uprights
5 large circles
4 large squares
2 Indians
11 bases
4 poppers

Props – 2 facades
1 half-moon table
1 horse

Stage 3

Steel – 1 blue white upright
5 white uprights
1 short red upright
1 double black upright
3 tombstones
1 bull's butt
4 large circles
9 bases
4 poppers

Props – 1 rock table
1 small ammo box
1 large ammo box
1 large cactus

Stages 4 & 5

Steel – 2 short red uprights
1 red upright
1 double black upright
3 cowboys
1 bull's butt
6 bases
4 poppers

Props – 1 red table
2 large cacti

Stage 6

Steel – 2 blue uprights
2 white uprights
2 red uprights
2 short red uprights
4 large squares
4 large circles
10 bases
6 poppers

Props – 1 small ammo box
1 large ammo box
1 horse
2 cacti