


Stage 1

Pistols – 10 rds. holstered Rifle – 10 rds. on table Shotgun – 4+ rds. on horse


Shooter starts to the right of cactus, hands at Texas surrender. The line is, **“Happy Valentine’s Day”**. ATB, with pistols engage targets with a 4,3,2,1, regressive sweep starting on any target. Holster. Move to table. With rifle engage targets with pendulum sweep from either end. Restage. Move to horse. Engage poppers. PMF.



Stage 2

Pistols – 10 rds. holstered Rifle – 10 rds. in window Shotgun – 4+ on ammo boxes


Shooter starts in window, rifle at Port Arms. The line is, “**Happy Valentine’s Day**”. ATB, with rifle triple tap the two outside targets, then put 4 rds. on the center target. Restage. With pistols engage lower targets 1,3,1, on each set of targets. Holster. Move to ammo boxes. With shotgun engage poppers. PMF.



Stage 3

Pistols – 10 rounds holstered Rifle – 10 rds. in window Shotgun – 4 + rds. on horse

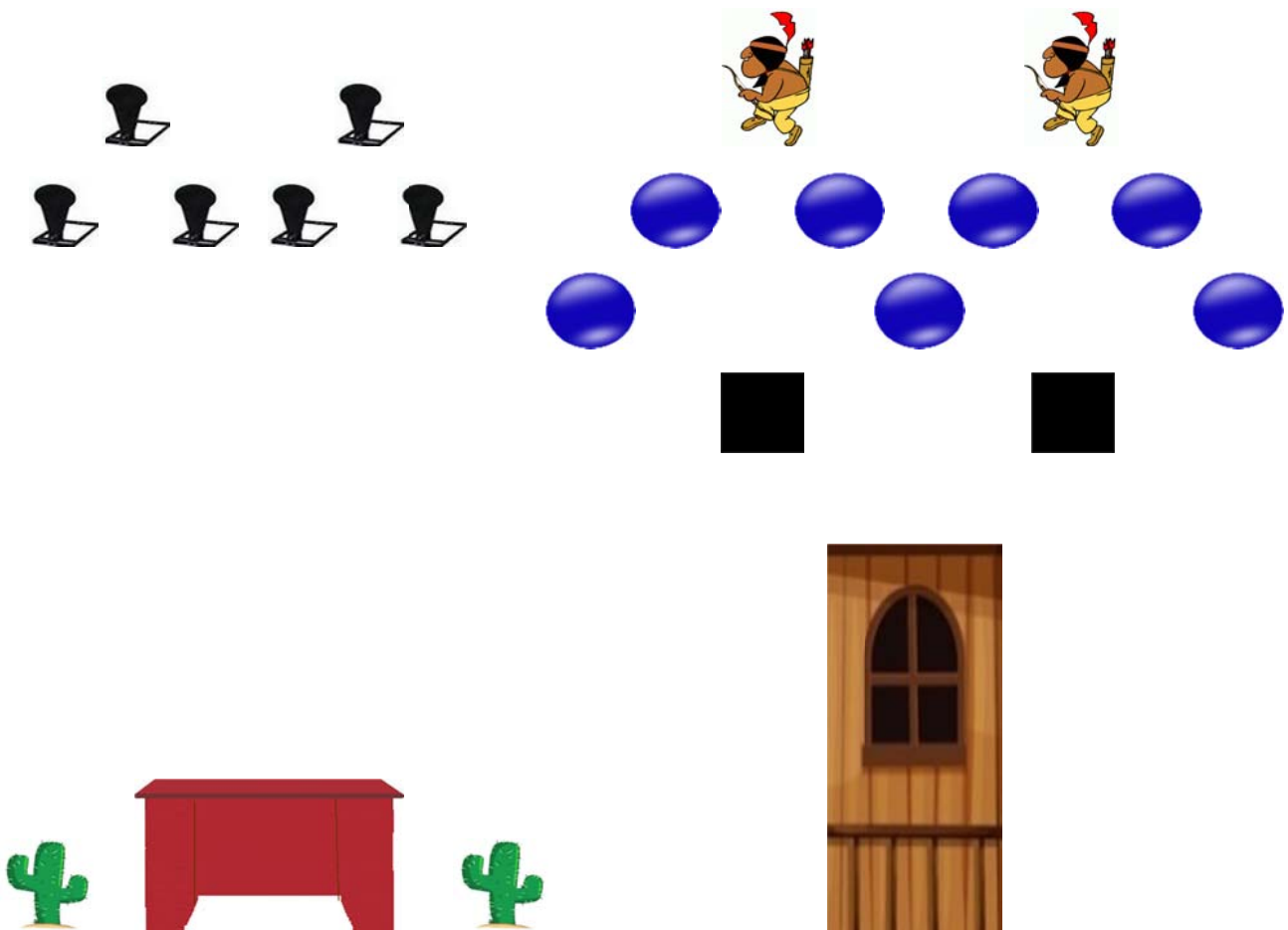
Shooter starts behind ammo boxes, hands on hat. The line is, “**Happy Valentine’s Day**”. ATB, with shotgun engage poppers. PMF. Restage. Move to window. With rifle engage rifle targets, double tap the center target, then single tap sweep the 3 targets from either end. With 2nd 5 rds. repeat. Restage. With pistols engage targets with two 2,1,1,1, sweeps. One from each end. Holster.



Stage 4

Pistols – 10 rds. holstered Rifle – 9 rds. in window Shotgun – 6 rds. on table

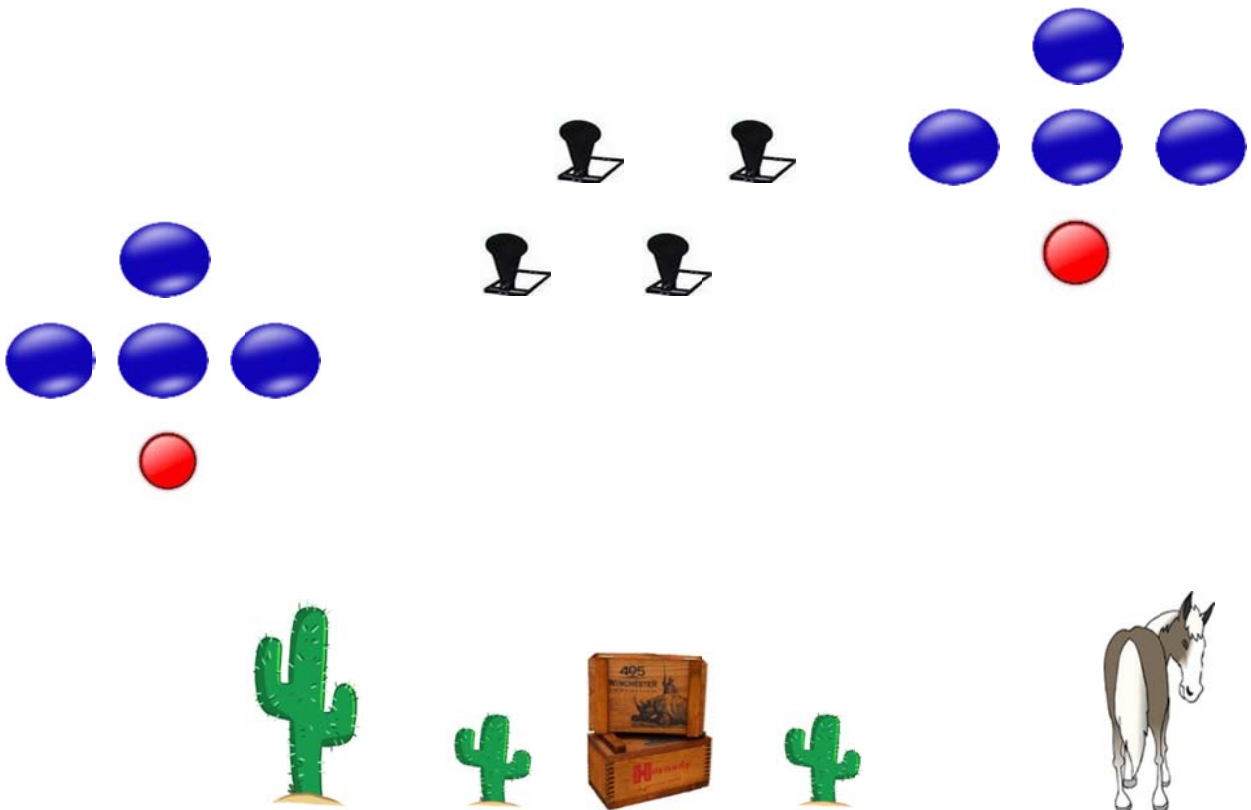
Shooter starts in window, hands on jambs. The line is, **“Happy Valentine’s Day”**.
ATB, single tap sweep the 9 rifle targets from either end. Restage. With pistols
engage pistol targets with 5 rds. each. Holster. Move to table. Engage poppers.
PMF.



Stage 5

Pistols – 10 rds. holstered Rifle – 10 rds. on horse Shotgun – 4+ on ammo boxes

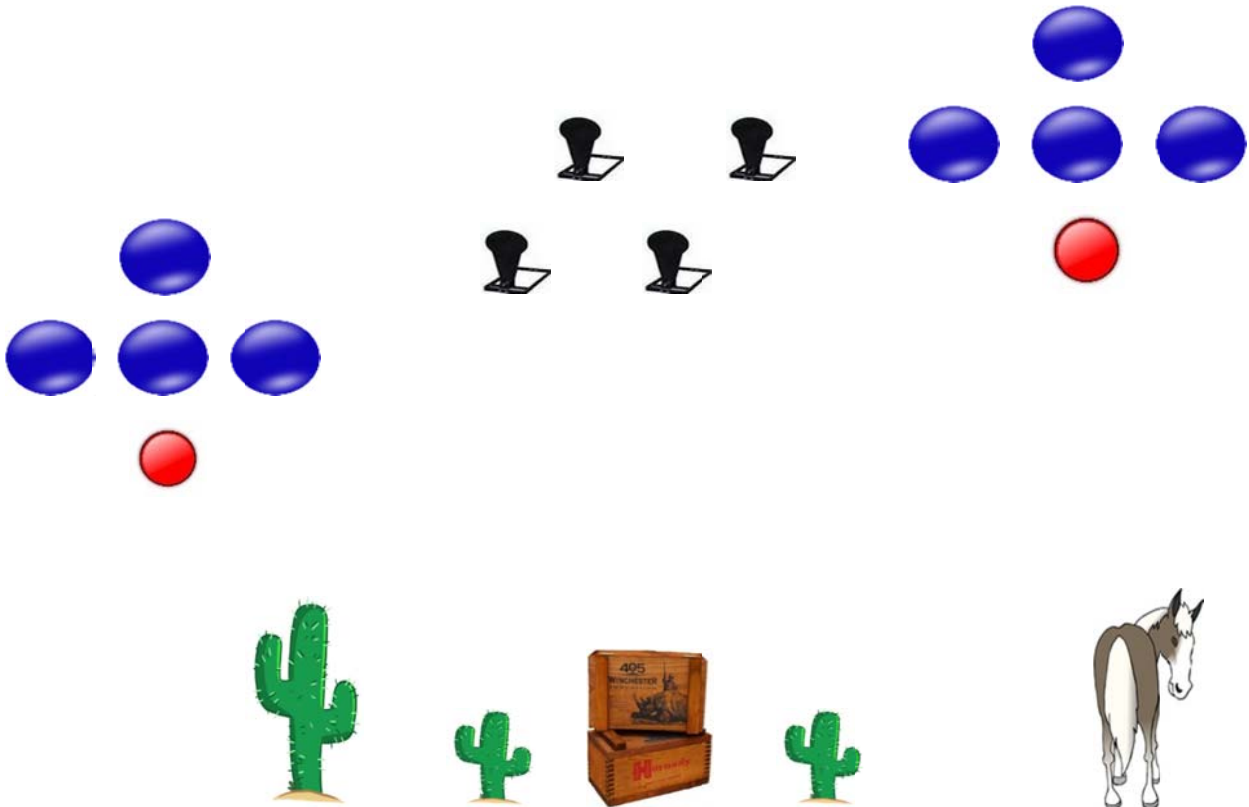
Shooter starts to left of large cactus, hands on hips. The line is, “**Happy Valentine’s Day**”. ATB, with pistols engage targets with 2 Nevada sweeps, one horizontal, one vertical, starting on the center target with both. Holster. Move to ammo boxes. With shotgun engage poppers. PMF. Restage. Move to horse. With rifle repeat pistol instructions.



Stage 6

Pistols – 10 rds. holstered Rifle – 10 rds. on horse Shotgun – 4+ on ammo boxes

Shooter starts beside horse, hands at full surrender. The line is, you guessed it, “**Happy Valentine’s Day**”. ATB, with rifle double tap each outside target, then one rd. on the center. With 2nd 5 rds. double tap the top and bottom targets with the last rd. on the center target. Move to ammo boxes. With shotgun engage poppers. PMF. Restage. Move to left side of large cactus. With pistols repeat rifle instructions. Holster.



Stage 1

Steel – 6 white uprights
1 short red upright
1 red upright
1 blue upright
5 tombstones
4 large squares
4 poppers
10 bases

Props – 1 half-moon table
1 horse
1 large cactus

Stages 2 & 3

Steel – 1 double black upright
2 blue uprights
2 short red uprights
2 red uprights
1 cowboy
2 stars
4 large squares
4 poppers
9 bases

Props – 1 façade
1 small ammo box
1 large ammo box
2 small cacti

Stage 4

Steel – 2 short red uprights
3 red uprights
4 white uprights
2 Indians
7 small circles
2 large squares
6 poppers
13 bases

Props – 1 façade
1 red table
2 small cacti

Stages 5 & 6

Steel – 2 black double uprights
2 short red uprights
4 white uprights
8 large circles
2 small circles
4 poppers
11 bases

Props – 1 large cactus
2 small cacti
1 small ammo box
1 large ammo box
1 horse
2 wooden bases