

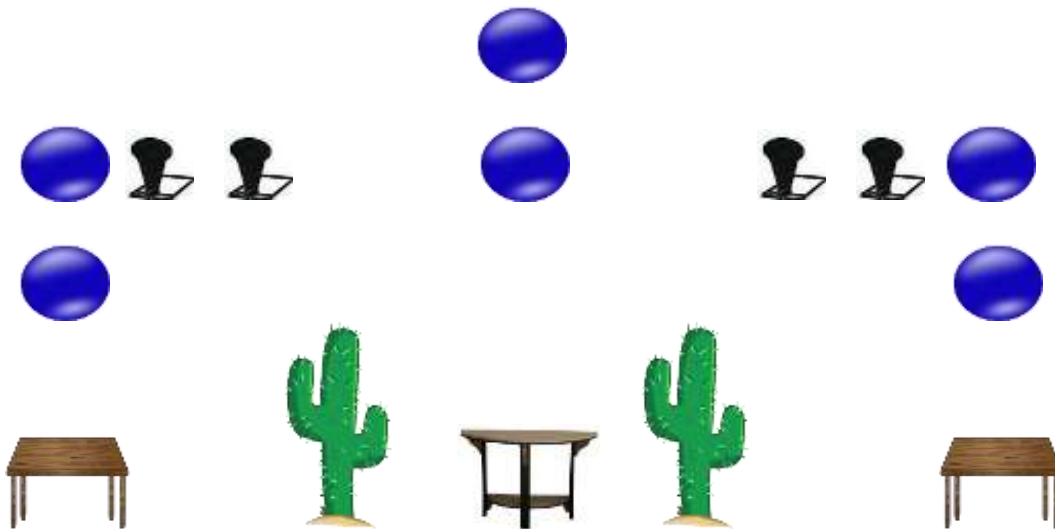
# GCGS Main Match – Saturday June 2, 2018

## Stage 1

Pistols – 10 rds. holstered    Rifle – 10 rds. on center table    Shotgun – 4+ rds. on either end table

Shooting order – Shotgun / Shotgun / Rifle / Pistols

Shooter starts at either table, behind shotgun, hands on hat. The line is, “**Happy Father’s Day!**” ATB, with shotgun engage 2 poppers. PMF. With safe shotgun move to opposite table, past cactus. Engage poppers. PMF. Restage. Move to center table. With rifle engage targets with a 2-3-5 sweep starting on either target. Restage. Move back to either table. Engage pistol targets per rifle instructions. Holster.




## Stage 2

Pistols – 10 rds. on rock    Rifle – 10 rds. on rock    Shotgun – 4+ rds. on horse

Shooting order – Rifle / Shotgun / Pistols

Shooter starts behind rock, hands at sides. The line is, **“What the hell is this?!”** ATB, with rifle, from L – R, single tap sweep the rifle/pistol targets for eight rds. then single tap targets, 4 then 1. Restage. With pistols engage targets, single tapping, 1 then 4, then sweep all eight targets again from L – R. Restage pistols. Move to horse. With shotgun, knock'em down. NOTE: No penalty if shooter holsters pistols.




### Stage 3

Pistols – 10 rds. holstered Rifle – 10 rds. on red table Shotgun – 4+ rounds on either horse or left table

Shooting order – Shotgun / Rifle / Pistol / Shotgun or Shotgun / Pistol / Rifle / Shotgun

Shooter starts with both feet in shooters box. The line is, **“This is better.”** ATB, Move to shotgun and engage poppers. PMF. With safe shotgun move to table and restage. With rifle engage rifle targets with at least 3 rds. each. No double, triple, or quadruple taps. Restage. With pistols engage pistol targets per rifle instructions. Holster pistols. With safe shotgun move to opposite shotgun shooting station, past the cactus, and engage the 2 remaining poppers. PMF.

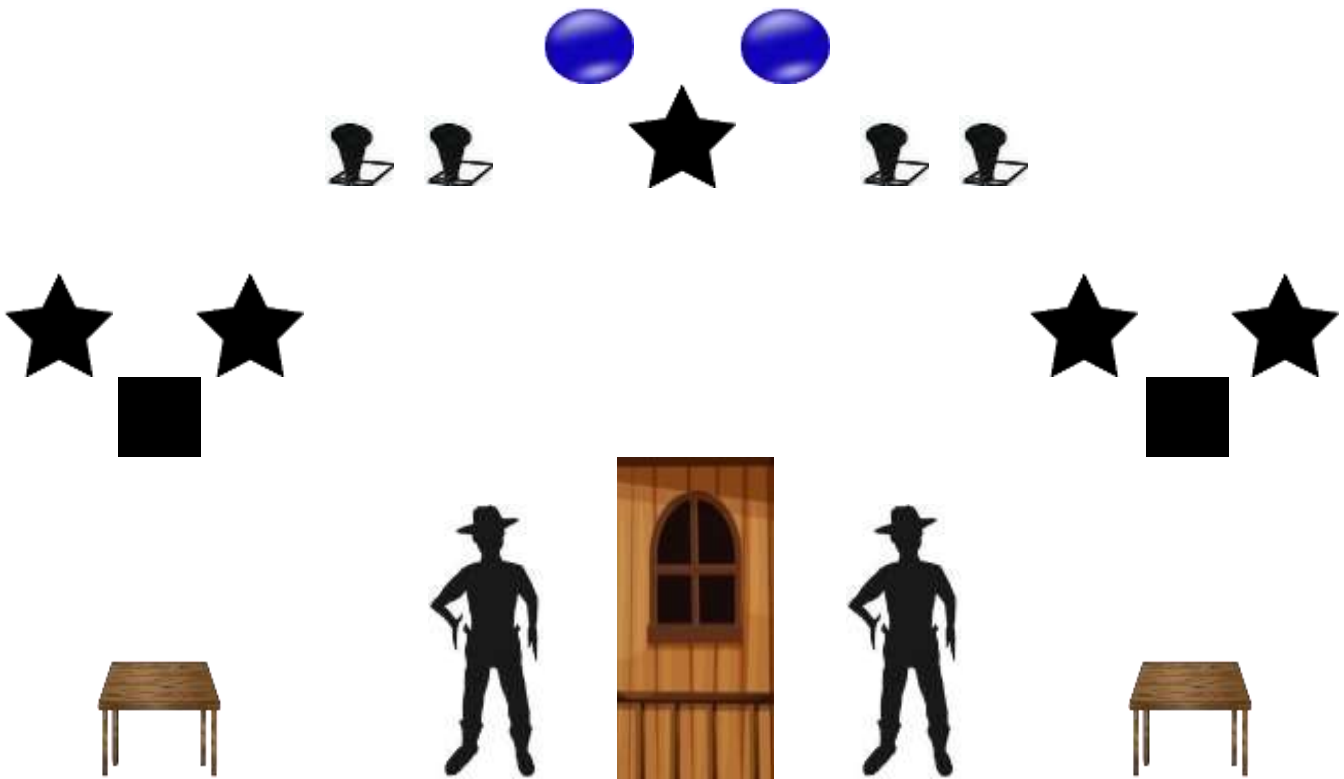


## Stage 4

Pistols – 10rds. holstered    Rifle – 10 rds. in window    Shotgun – 4+ rds. in window

Shooting order – Pistol / Rifle / Shotgun

Shooter starts standing outside either cowboy, hands at Texas Surrender. The line is, **“I like this.”** ATB, with pistols engage targets from either end with a 3-4-3 sweep. Holster pistols. Move to window. With rifle engage rifle targets per pistol instructions. Restage. With shotgun engage poppers. Knock'em down.



## Stage 5

Pistols – 10 rds. holstered    Rifle – 10 rds. on right ammo boxes    Shotgun – 4+ on rt. ammo boxes or horse

Shooting order – Pistols / Rifle / Shotgun or Shotgun / Rifle / Pistols

Shooter starts either beside horse or behind left ammo boxes, hands at sides. The line is, **“Happy Father’s Day again!”**

Pistols – engage targets with a 1-2-1-2-1-2-1 sweep from either end. Holster pistols

Rifle – from behind right ammo boxes engage targets per pistol instructions. Restage.

Shotgun – A) If first. Engage the 4 poppers from beside horse. With safe shotgun move to left side of the cactus and engage the remaining 2 poppers. Restage. Missed poppers can be made up at any time. Shooters discretion.

B) If last, engage 2 poppers from the left of the cactus, then move with safe shotgun to the right of the cactus and engage the remaining 4 poppers. Again shooter can make up missed poppers at any time.



### **Stage 1**

Steel – 2 black double uprights  
1 blue upright  
1 short red upright  
6 large circles  
4 poppers  
6 bases

Props – 1 half moon table  
2 small white tables (trailer)  
2 large cacti

### **Stage 2**

Steel – 4 blue uprights  
4 red uprights  
8 large squares  
4 poppers  
8 bases

Props – 1 rock table  
1 horse

### **Stage 3**

Steel- 3 blue uprights  
3 short red uprights  
3 cowboys  
3 Indians  
4 poppers  
8 bases

Props – 1 red table  
1 small white table (trailer)  
2 large cacti  
1 horse

### **Stage 4**

Steel – 2 blue uprights  
5 white uprights  
2 red uprights  
5 stars  
2 large circles  
2 large squares  
4 poppers  
11 bases

Props – 1 façade  
2 stand up cowboys  
2 small white tables (trailer)

### **Stage 5**

Steel – 3 blue uprights  
3 white uprights  
1 red upright  
1 short red upright  
4 tombstones  
2 large squares  
2 buzzards  
6 poppers  
9 bases

Props – 2 small ammo boxes  
2 large ammo boxes  
1 horse