

Mid-Month Match – Sunday, September 16, 2018

Stage 1

Pistols – 10 rds. holstered Rifle – 10 rds. on table Shotgun – 4+ rds. on table

Shooting order: rifle, pistols, shotgun

Shooter starts behind table holding crotch. Yes your crotch. Note: Lady shooters may put hands on hips. The line is, **“I got your Antifa right here!”** ATB, with rifle triple tap the outside targets, then double tap the bull’s butts. Restage. Move past the left cactus. Engage targets with the same sequence as the rifle. (triple tap cowboys, double tap Indians) Holster. With safe shotgun move past the right cactus. Engage poppers. PMF.



Stage 2

Pistols – 10 rds. holstered Rifle – 10 rds. on table Shotgun – 4+ rds. on table

Shooting order: pistols, rifle, shotgun

Shooter starts to outside of left cactus, hands on hat. The line is, "And I'm gonna be doing the killing." With pistols alternate double tap the two inside targets for eight rds., then single tap the two outside targets. Holster. Move to table. With rifle repeat pistol instructions. Restage. With safe shotgun move past right cactus. Engage poppers. PMF.




Stage 3

Pistols – 10 rds. holstered Rifle – 10 rds. Port Arms Shotgun – 6+ rds. on horse

Shooting order: Rifle, pistol, shotgun

Shooter starts behind table, rifle at port arms. The line is, **“Do you feel lucky punk? Well do ya?!”** ATB, with rifle single tap the eight targets for ten rds. Restage. With 1st pistol engage targets single tapping from either end for 5 rds. Holster. With 2nd pistol repeat instructions starting on the opposite end. Holster. Move to horse. Engage poppers. PMF.




Stage 4

Pistols – 10 rds. on table Rifle – 10 rds. on table Shotgun – 6+ rds. on horse

Shooting order: pistols, rifle, shotgun, or rifle, pistols, shotgun

Shooter starts behind table, hands not touching guns. The line is, “**Endeavour to persevere.**” ATB, with pistols and rifle engage center targets (#’s 4 and 5) with 4 rds. each, then double tap sweep the remaining 6 targets from either direction. Holster pistols. Restage rifle. Move to horse. With shotgun Knock’em down.



Stage 5

Pistols – 10 rds. holstered Rifle – 10 rds. on Diablo Shotgun – 4+ on Diablo

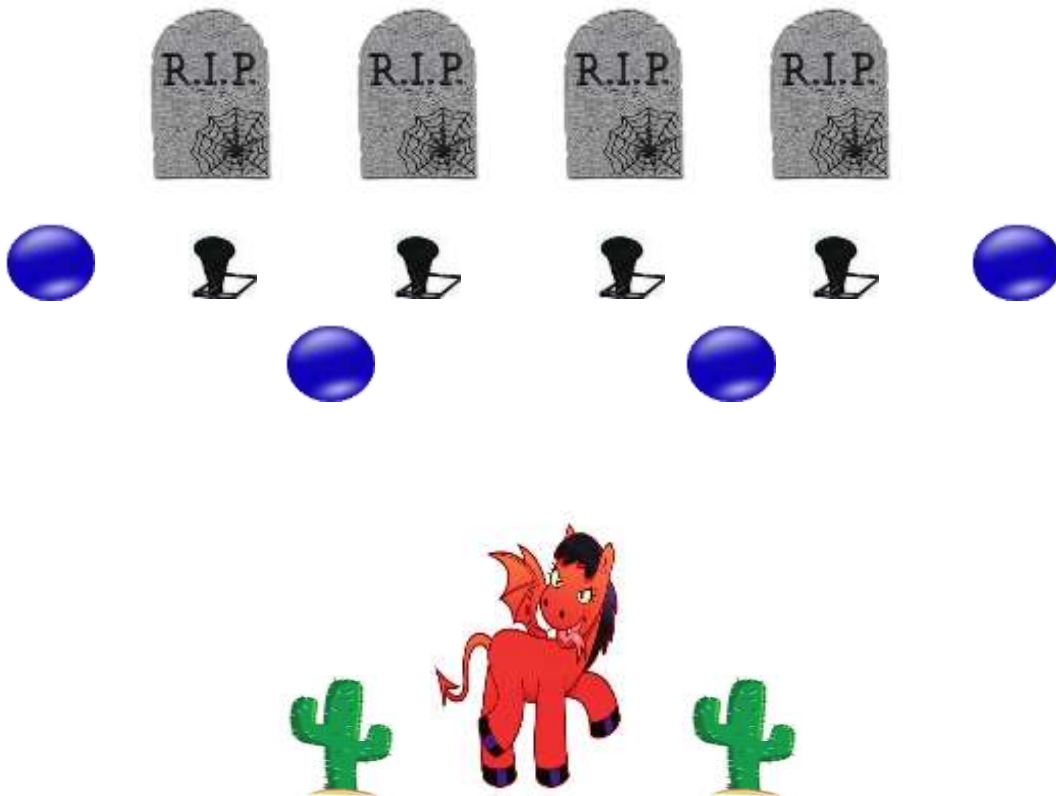
Shooting order: whatever

Shooter starts seated on El Diablo, hands holding reins. The line is, “Whoa there killer!” ATB, shooter may stand,

Pistols – engage lower targets 1,4,4,1 from either direction. Holster pistols.

Rifle – engage upper targets 4,1,1,4 from either direction. Restage.

Shotgun – knock'em down. Restage.



Stages 1 & 2

Steel – 2 buffalo
2 bulls butts
2 cowboys
2 Indians
4 poppers
2 blue uprights
2 white uprights
4 red uprights
10 bases

Props – 1 half moon table
2 large cacti
1 3-cornered hat
Feathers

Stages 3 & 4

Steel – 8 red uprights
6 large squares
2 large circles
6 poppers
8 bases

Props – 1 small white table (trailer)
1 horse

Stage 5

Steel – 4 blue uprights
2 short red uprights
2 red uprights
4 tombstones
4 large circles
4 poppers
10 bases

Props – 1 El Diablo
2 small cacti