

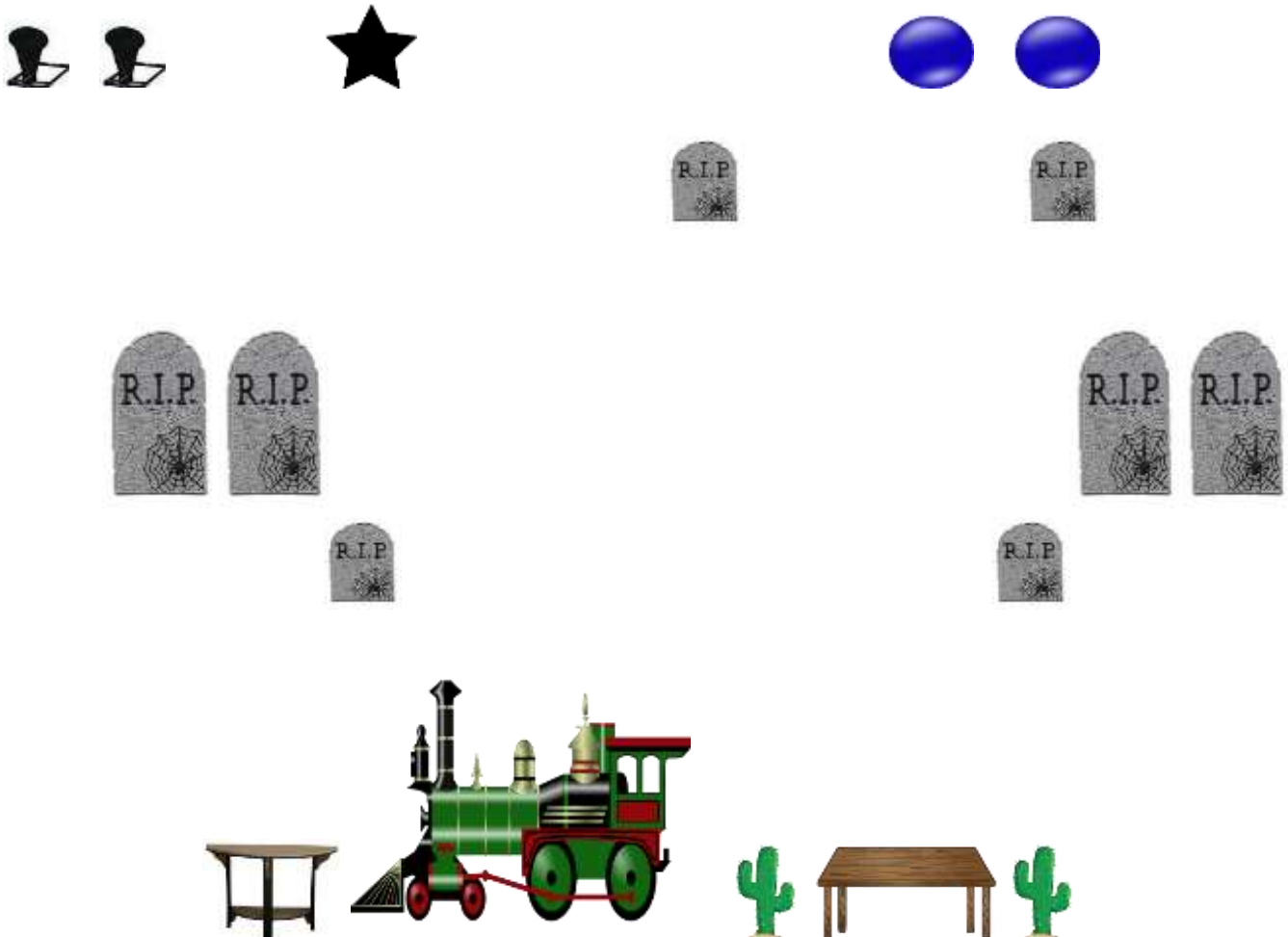
GCGS Main Match – Saturday June 1, 2019

Stage 1

Pistols 10 rds. holstered Rifle – 10 rds. behind right table Shotgun – 2 – 6+ rds. on left table

Shooting order: rifle, pistol, pistol, shotgun

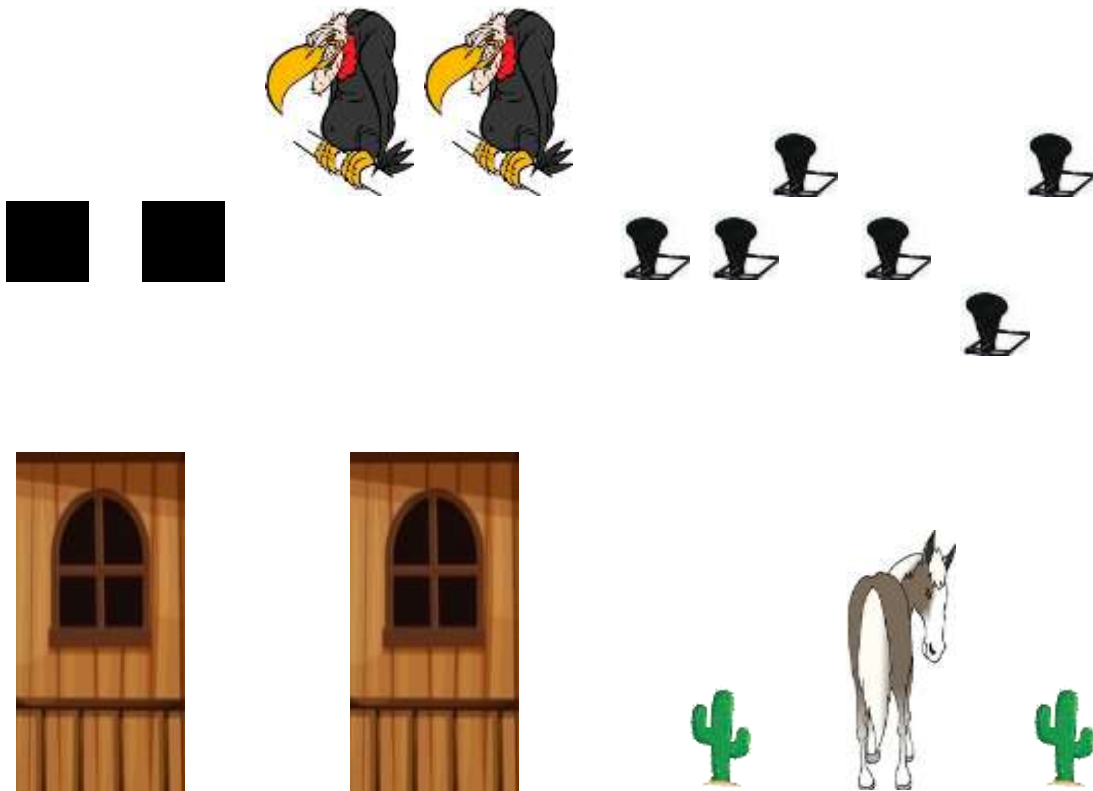
Shooter starts behind right table holding watch in hand at least shotgun belt high. The other hand holding rifle on hip, muzzle up, slightly down range. The line is, **“Time to go, Wade.”** ATB, place watch on table. With rifle engage either small knock-down with 1 rd. then with the remaining 4 rds. engage the 2 upper targets. With second 5 rds. repeat instructions using the opposite knockdown. Restage rifle. With 1st pistol engage the pistol knockdown and pistol targets as per the rifle instructions. Holster pistol. Move to the opposite end of the engine. With 2nd pistol engage targets as per previous instructions. Holster. With shotgun engage the 2 poppers to the left. PMF. Then with shotgun engage the single target to the right with the amount of previously missed rifle and pistol knockdowns, if any. Accuracy is not an issue with the makeup target.



Stage 2

Pistols – 10 rds. holstered Rifle – 10 rds. in right window Shotgun – 6 + on horse

Shooter starts in left window (bathhouse door) holding a bar of soap in one hand with the other hand on pistol. The line is, **“When you have to shoot, shoot – don’t talk.”** ATB, drop the soap. With pistols alternate double tap targets for 6 rds. then alternate single tap for 4 rds. Holster pistols. Move to the right window. With rifle repeat pistol instructions. Restage rifle. Move to horse. Engage poppers. Knock’em down.



Stage 3

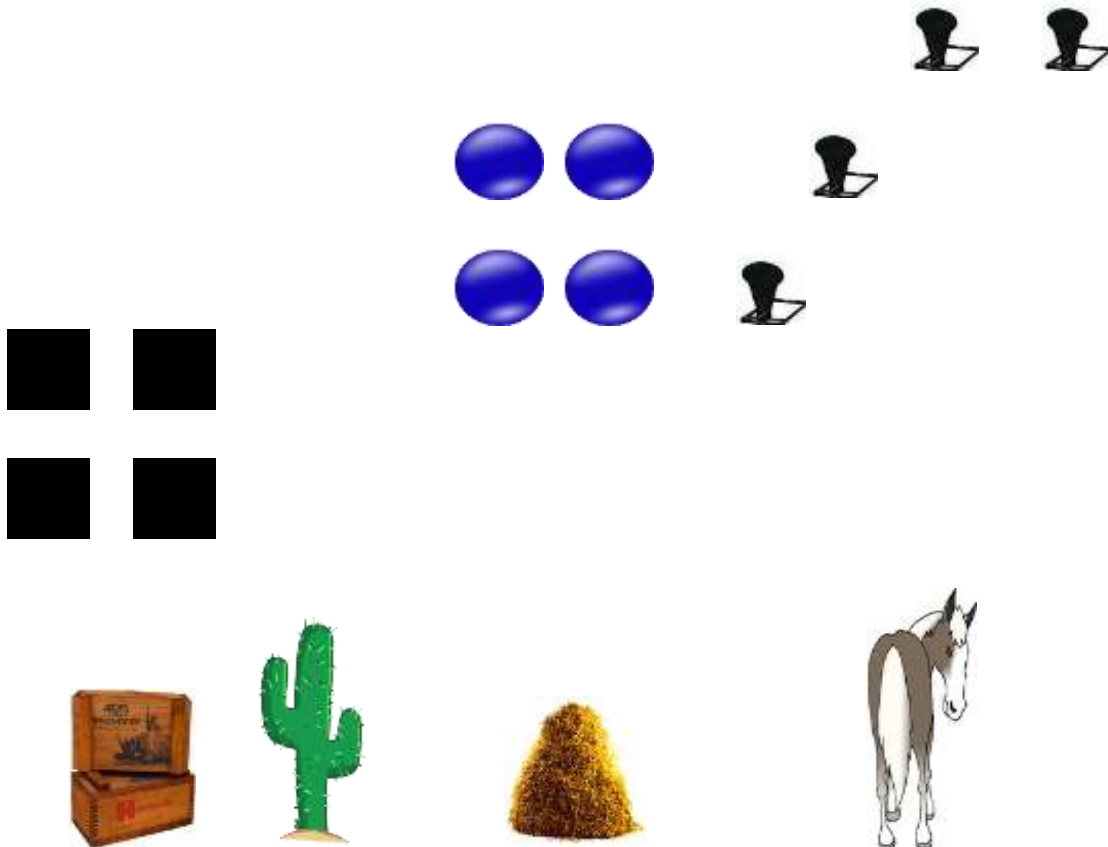
Pistols – 10 rds. holstered Rifle – 10 rds. on hay stack Shotgun – 4+ on horse

Shooting order: rifle shotgun, pistols or rifle, pistols, shotgun

Shooter starts with one foot on starter plate. The line is, “**I call that bold talk for a one-eyed fat man.**” ATB, move to haystack, with rifle engage a pair of diagonal targets with 1 rd. each, then engage the other diagonal pair with 3 rds. each, then engage the first pair with 1 rd. each. Restage rifle. Move to either the horse or ammo boxes.

Pistols – from behind ammo boxes repeat rifle sequence. Holster pistols. If second, move to horse.

Shotgun – from beside horse, knock'em down. Restage. If second, move to ammo boxes.



Stage 4


Pistols - 10 rds. holstered Rifle – 10 rds. on right table Shotgun – 4+ rds. on either table

Shooting order: rifle cannot be last.

Shooter starts behind either table massaging sore hands at chest height. The line is, **“This ain’t Dodge City and you ain’t Bill Hickock.”** ATB,

Rifle and pistols - from behind right table engage targets with 3rds, on each of the outside targets, 2 rds. on each of the inside targets, and 5 rds. on each of the middle targets. Restage rifle. Holster pistols.

Shotgun - engage 2 poppers from the left of the cowboy (behind table), PMF. And engage 2 poppers from the right of the cowboy (behind table), PMF. If first restage safely.



Stage 5

Pistols – 10 rds. holstered Rifle – 10 rds. on ammo boxes Shotgun – 4+ rds. on ammo boxes

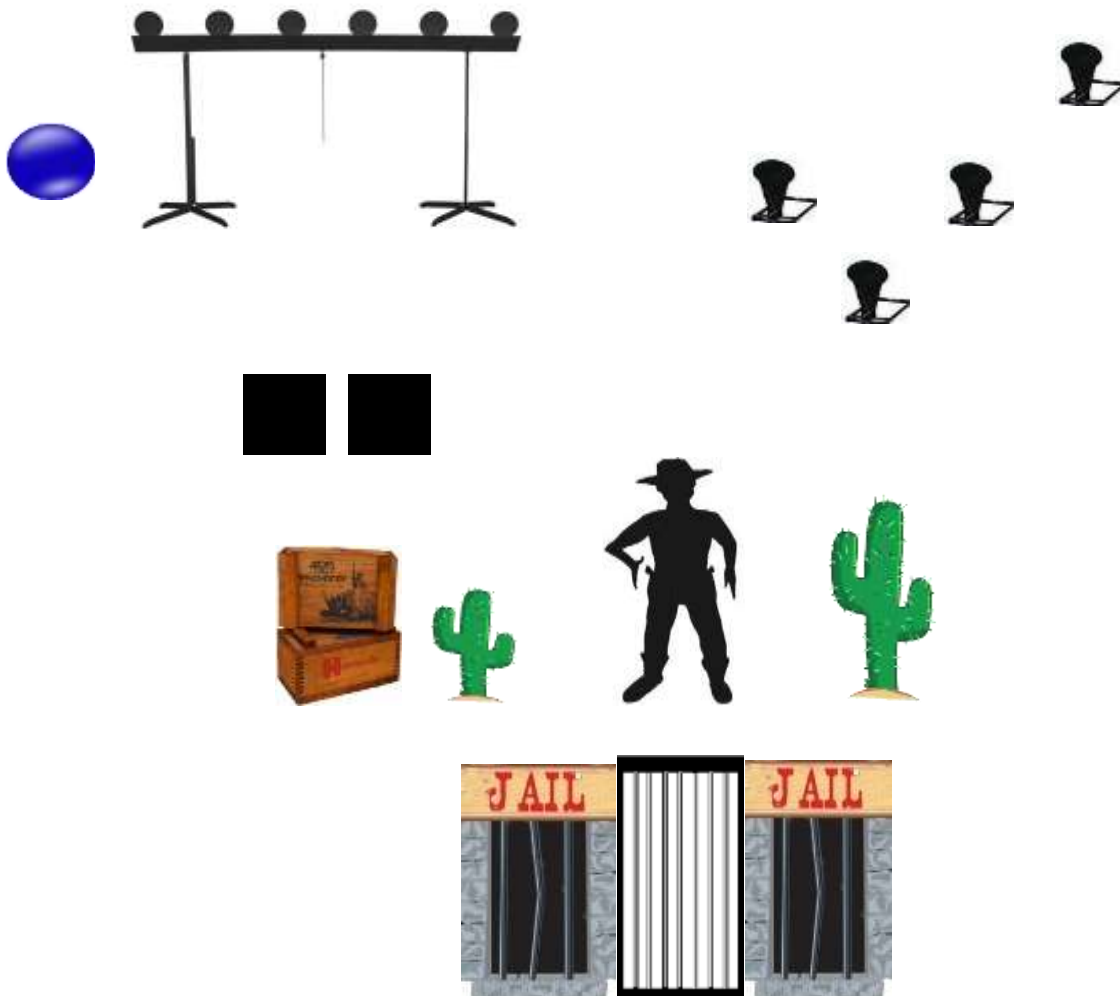
Shooting order: pistols, rifle, shotgun or rifle, pistols, shotgun

Shooter starts standing in jail, holding knife. When ready shooter throws knife at the deputy. ATB, move to ammo boxes.

Pistols – from behind ammo boxes, engage targets 4,6 starting on either one. Holster pistols.

Rifle – from behind ammo boxes engage the far left target with 4 rds. then engage the 6 knockdown plates. Restage.

Shotgun – If any plates left standing knock'em down with shotgun from behind ammo boxes. With safe shotgun move past the far right cactus and engage poppers. PMF. NOTE: Any plates left standing on the plate rack will be counted as misses.



Stage 1

Steel – 2 blue uprights
4 red uprights
4 tombstones
2 large circles
4 small tombstone poppers
2 poppers
10 bases

Props – 1 steam engine
1 half-moon table
1 small white table
2 small cacti
1 pocket watch

Stage 2

Steel – 2 blue uprights
2 red uprights
2 large squares
2 buzzards
6 poppers
6 bases

Props – 2 facades
2 small cacti
1 horse
1 soap

Stage 3

Steel – 4 black double uprights
4 large squares
4 large circles
1 small circle (starter plate)
4 poppers
6 bases

Props – 1 small ammo box
1 large ammo box
1 haystack table
1 horse
1 large cactus

Stage 4

Steel – 2 blue uprights
2 white uprights
2 red uprights
2 small circles
2 large circles
2 bull's butts
7 bases

Props – 1 stand-up cowboy
2 small white tables
1 small cactus

Stage 5

Steel – 2 short red uprights
1 white upright
1 plate rack
1 large circle
2 squares
4 poppers
5 poppers

Props – 1 small ammo box
1 large ammo box
1 small cactus
1 large cactus
1 splatter shield
1 knife
2 jail facades
1 stand-up cowboy