

GCGS Main Match – Saturday November 2, 2019
Veterans Day Turkey Shoot

Stage 1

UNITED STATES ARMY



As the oldest and most senior branch of the U.S. military in order of precedence, the modern U.S. Army has its roots in the Continental Army, which was formed on June 14, 1775 to fight the American Revolutionary War. After the Revolutionary War, the Congress of the Confederation created the United States Army on June 3, 1784 to replace the disbanded Continental Army. The mission of the U.S. Army is to fight and win our nation's wars, by providing prompt, sustained, land dominance, across the full range of military operations and the spectrum of conflict, in support of combatant commanders. The US Army participates in conflicts worldwide and is the major ground-based offensive and defensive force of the United States.

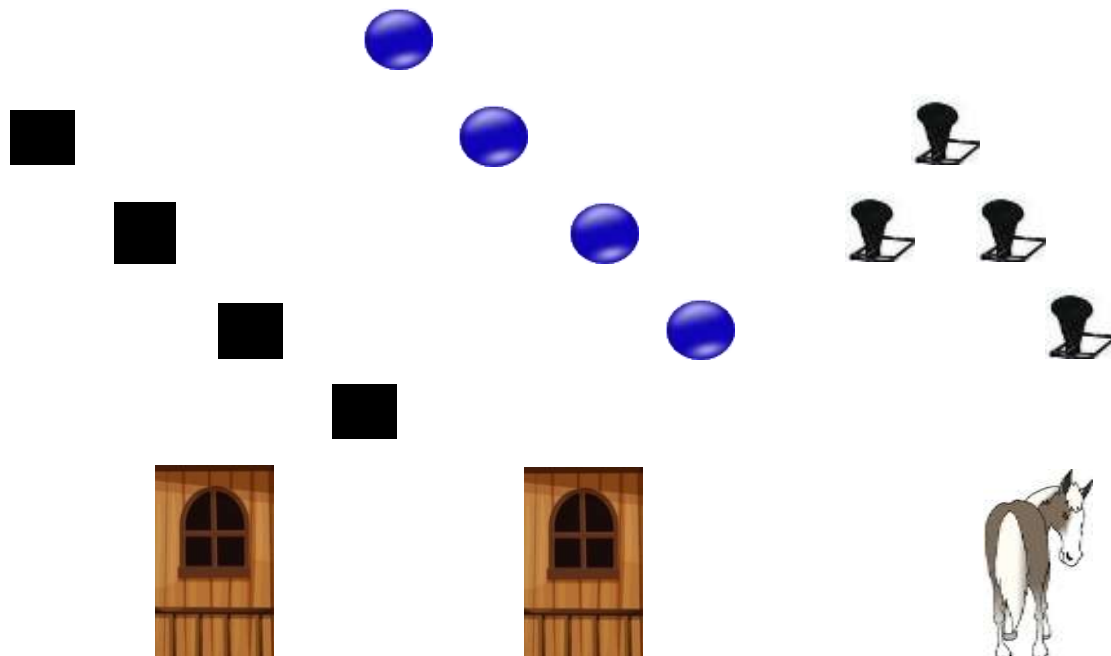
Pistols – 10 rds. holstered Rifle – 10 – rds. in right window Shotgun – 4+ on horse
Shooting order: shotgun, rifle, pistols or pistols, rifle, shotgun

Shooter starts either beside horse or at left window, hands on hat. The line is, (from the Army) **“This We’ll Defend.”** ATB, with

Shotgun – from beside horse, knock’em down. Restage if necessary.

Rifle – from right window, triple tap an interior target, then single tap sweep the 4 targets from either end, then triple tap the other interior target. Restage. Move to either horse or to left window.

Pistols – from left window, repeat rifle sequence. Holster.



Stage 2

UNITED STATES NAVY



The U.S. Navy traces its origins to the Continental Navy, which was established October 13, 1775 and was actively disbanded as a separate entity shortly thereafter. Nearly 20 years later, the U.S. Congress passed the Naval Act of 1794 for the construction of six heavy frigates, the first ships of the U.S. Navy. The U.S. Navy played a major role in the American Civil War by blockading the Confederacy and seizing control of its rivers. It played the central role in the World War II defeat of Imperial Japan. The U.S. Navy emerged from World War II as the most powerful navy in the world.


Pistols – 10 rds. holstered Rifle – 10 rds. in right window Shotgun – 4+ rds. on horse

Shooting order: rifle, pistols, shotgun or rifle, shotgun, pistols

Shooter starts in right window rifle shouldered, pointed downrange. The line is, (from the Navy) **“Anchors Aweigh!”** ATB, with rifle engage targets from either end with a 1,4,3,2 sweep. Restage. Move to either the horse or left window.

Pistols – from left window, engage targets per rifle instructions. Holster.

Shotgun – From beside horse, engage poppers. Knock'em down. Restage if necessary.



Stage 3

UNITED STATES AIR FORCE



The US Air Force is the aerial and space warfare service branch of the US armed forces. The US Army created the first antecedent of the Air Force on August 1, 1907, which through a succession of changes of organization, titles, and missions advanced toward eventual separation 40 years later. The US Air Force became a separate military service on September 18, 1947 with the implementation of the National Security Act of 1947. It is currently the largest and most technologically advanced air force in the world.

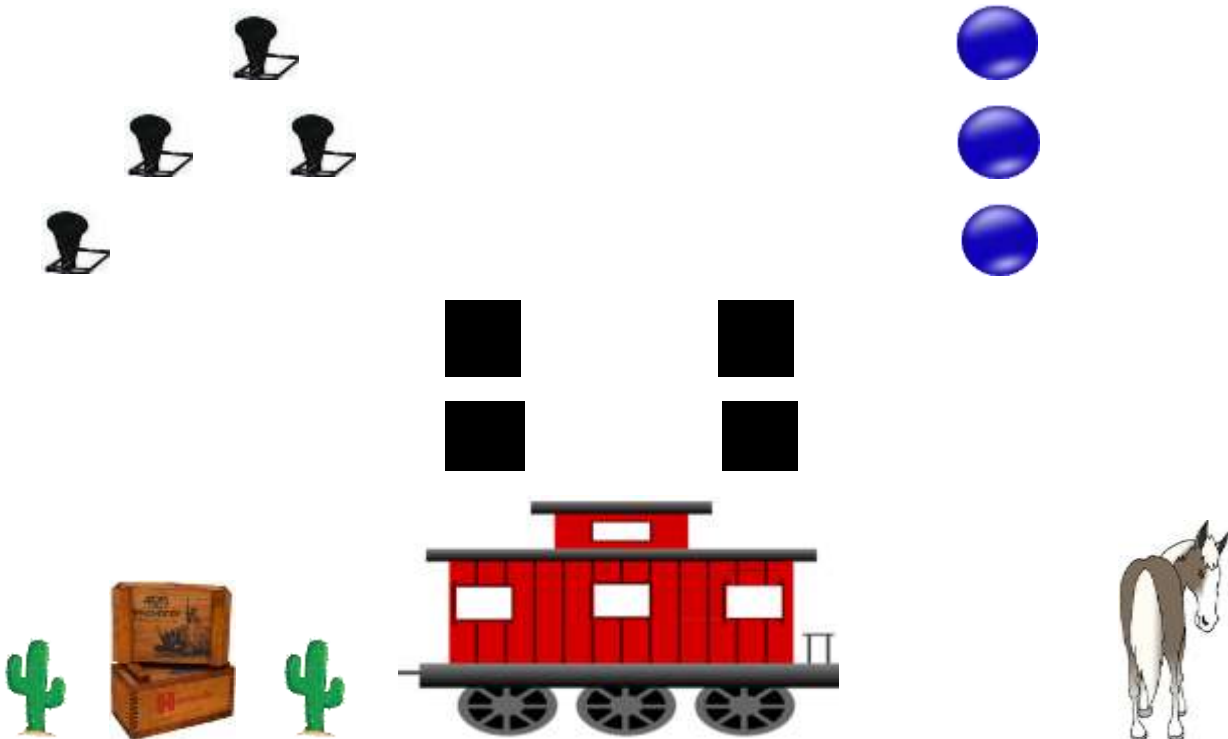
Pistols – 10 rds. holstered Rifle – 10 rds. on horse Shotgun – 4+ rds. on ammo boxes

Shooting order: pistol, pistol, rifle, shotgun or pistol, pistol, shotgun, rifle

Shooter starts at either Caboose shelf, hands at Texas surrender. The line is, (from the Air Force), **“Aim High”**. ATB, with 1st pistol engage targets with a Dang it Dan sweep, 1,2,1,1, starting on either target. Holster. Move to the opposite shelf. With second pistol repeat 1st pistol instructions. Holster. Move to either the ammo boxes or the horse.

Rifle – from beside horse engage targets from the top, single tapping, 1,2,3 then double tap the center target. With second 5 rds. repeat instructions starting on the bottom target. Restage if necessary.

Shotgun – from behind ammo boxes, knock'em down. Restage if necessary.



Stage 4

UNITED STATES MARINES



The history of the Marine Corps began when two battalions of Continental Marines were formed on November 10, 1775 in Philadelphia as a service branch of infantry troops capable of fighting both at sea and on shore. In the Pacific theater of World War II the Corps took the lead in a massive campaign of amphibious warfare, advancing from island to island. It is currently the smallest U.S. military service within the Dept of Defense and is responsible for conducting expeditionary and amphibious operations:

Pistols – 10 rds. holstered Rifle – 10 rds. in window Shotgun – 4+ rds. on horse

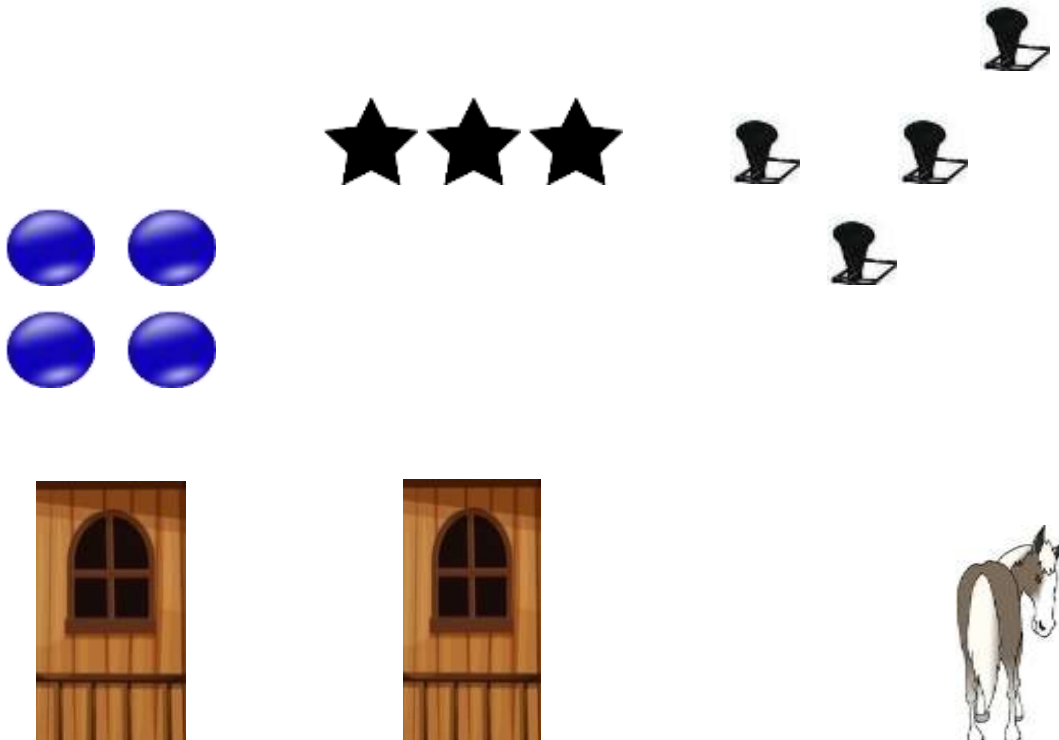
Shooting order: pistols, shotgun, rifle or shotgun, pistols, rifle

Shooter starts either beside horse or at left window, hands at sides. The line is, (from the Marines), **"Semper fi. Oorah!"** ATB,

Pistols – from left window, engage targets with 2 rds. on a bottom target, 2 rds on opposite top target, double tap the other 2 targets, then single tap the original two targets. Holster.

Shotgun – from beside horse, Knock'em down.

Rifle – from right window, engage targets, double tapping the outside targets, double tap the center target, then double tap the outside targets again.



Stage 5

UNITED STATES COAST GUARD



Originally founded on August 4, 1790 as the Revenue-Marine, the modern Coast Guard was formed by a merger of the U.S. Revenue Cutter Service and the U.S. Life-Saving Service on January 28, 1915, under the U.S. Department of the Treasury. As one of the country's five armed services, the Coast Guard has been involved in every U.S. war from 1790 to the Iraq War and the War in Afghanistan.

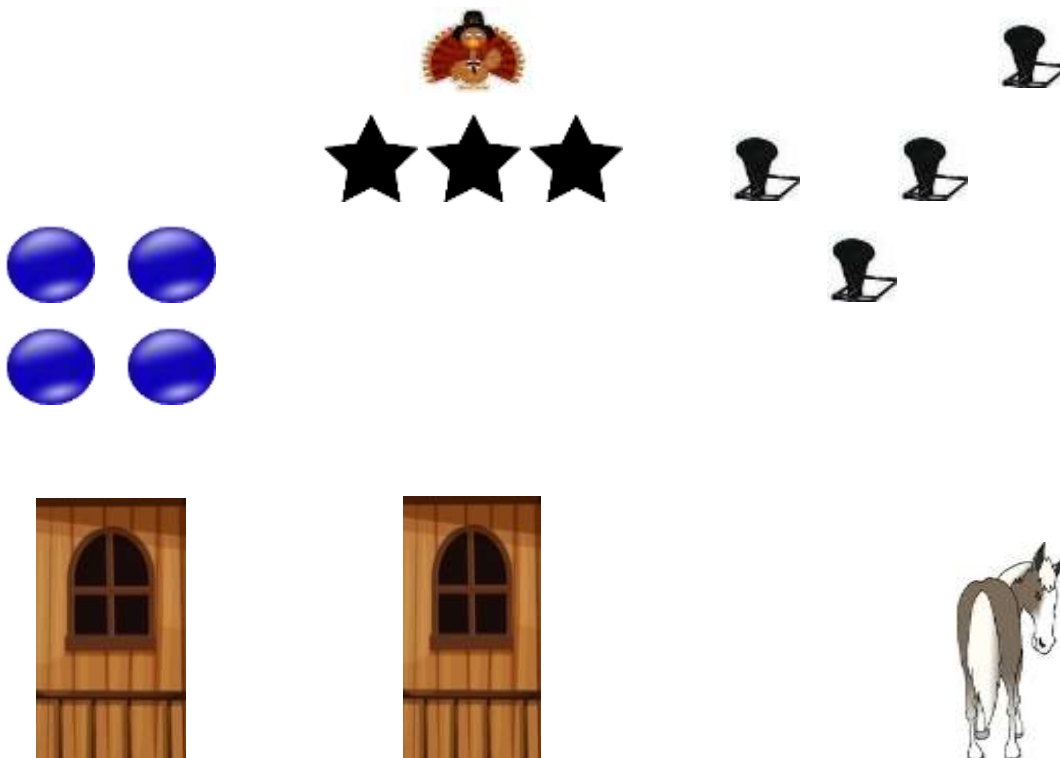
Pistols – 10 rds. holstered Rifle – 10 rds. in right window Shotgun – 4+ rds. on horse

Shooting order: rifle, pistols, shotgun or rifle, shotgun, pistols

Shooter starts in right window, hands on window jamb. The line is, (from the Coast Guard), “**Always Ready.**” ATB, with rifle engage targets with 3 single tap sweeps from the same direction. With the last round engage the turkey up on the berm. If shooter ruffles the turkey’s feathers he/she becomes eligible for a Publix gift card drawing right after the shoot. Restage. Move to either the horse or to the left window.

Pistols – from the left window, engage targets, single tapping the bottom targets, triple tap the upper targets, then single tap the bottom two targets again. Holster.

Shotgun – from beside horse. Knock’em down. Restage if necessary.



Stage 6



From 1775 to current day, we have had the honor and privilege of being protected by our country's bravest. There aren't enough words to express our gratitude, so it is incumbent upon all Americans to honor their commitment and sacrifice by preserving the freedoms for which these people risked their lives and sometimes gave their lives. Only because of the brave are we still the land of the free.

Pistols – 10 rds. holstered Rifle – 10 rds. in window Shotgun – 6+ rds. on horse

Shooting order: rifle, pistols, shotgun or pistols, rifle, shotgun

Shooter starts in window, hands on hips. The line is, "**Thank you for your service.**" ATB with pistols and rifle, from either end, engage targets 2,3,5,10. Holster pistols, restage rifle. Move to horse. Engage poppers. Knock'em down.



Stages 1 & 2

Steel – 2 short red uprights
2 red uprights
2 white uprights
2 blue uprights
4 large squares
4 large circles
4 poppers
9 bases

Props – 1 white table (white trailer)
2 facades
1 horse

Stage 3

Steel – 3 double black uprights
1 short red upright
3 large squares
3 large circles
4 poppers
6 bases

Props – 1 small ammo box
1 large ammo box
1 caboose
2 small cacti
1 horse
1 wooden base (back trailer)

Stages 4 & 5

Steel – 2 double black uprights
3 white uprights
3 stars
4 large circles
4 poppers
5 bases

Props – 2 facades
1 horse
1 turkey

Stage 6

Steel – 1 short red upright
1 red upright
1 white upright
1 blue upright
4 tombstones
6 poppers
5 bases

Props – 1 façade
1 large cactus
1 horse