

## GCGS Main Match – Saturday, September 3, 2022

### Stage 1


Pistols – 10 rds. holstered    Rifle – 10 rds. at the Low Ready    Shotgun – 4+ on horse

Shooting order: rifle, pistols, shotgun or rifle, shotgun, pistols

Shooter starts behind table, rifle in hand at the low ready (level with ground at the hip). Say a line. ATB, with rifle engage tsargets with 2 rds. on the center target, then 3 rds. on an outside target, 4 rds. back on the center target, then one rd. on the remaining outside target. Restage rifle. Move to either the horse or the left side of the cactus.

Pistols – from the left side of the cactus, engage targets per rifle instructions. Holster. If second, move to horse.

Shotgun- from beside the horse, knock ‘em down. If second, restage then move to the left side of cactus.




## Stage 2

Pistols – 10 rds. holstered    Rifle – 10 rds. on table    Shotgun 4+ on horse

Shooting order: shotgun, rifle, pistols

Shooter starts beside horse hands on ammo. Say a line. ATB, engage poppers outside, outside, inside, inside. PMF. Restage. Move to table. With rifle engage targets double tapping the outside targets for 6 rds. then place the remaining 4 rds. on the center target. Restage. Move to left of cactus. With 1<sup>st</sup> pistol engage targets with 3 rds. on the top center target then 2 rds. on a bottom target. Holster. With 2<sup>nd</sup> pistol repeat 1<sup>st</sup> pistol instructions using the opposite bottom target. Holster.



### Stage 3

Pistols – 10 ds. Holstered    Rifle – 10 rds. on ammo boxes    Shotgun – 4+ on table

Shooting order: pistols, shotgun, rifle

Shooter starts beside horse, pistol(s) barrel resting on horse's back. Say a line. ATB, with pistols engage targets with a double tap sweep starting on either end (square, circle, square, circle, square). Holster. Move to table. With shotgun knock 'em down. Restage. Move to ammo boxes. With rifle engage targets with a Hoot Sweep. 2,1,1,1, back to target one then 1,1,1,2.

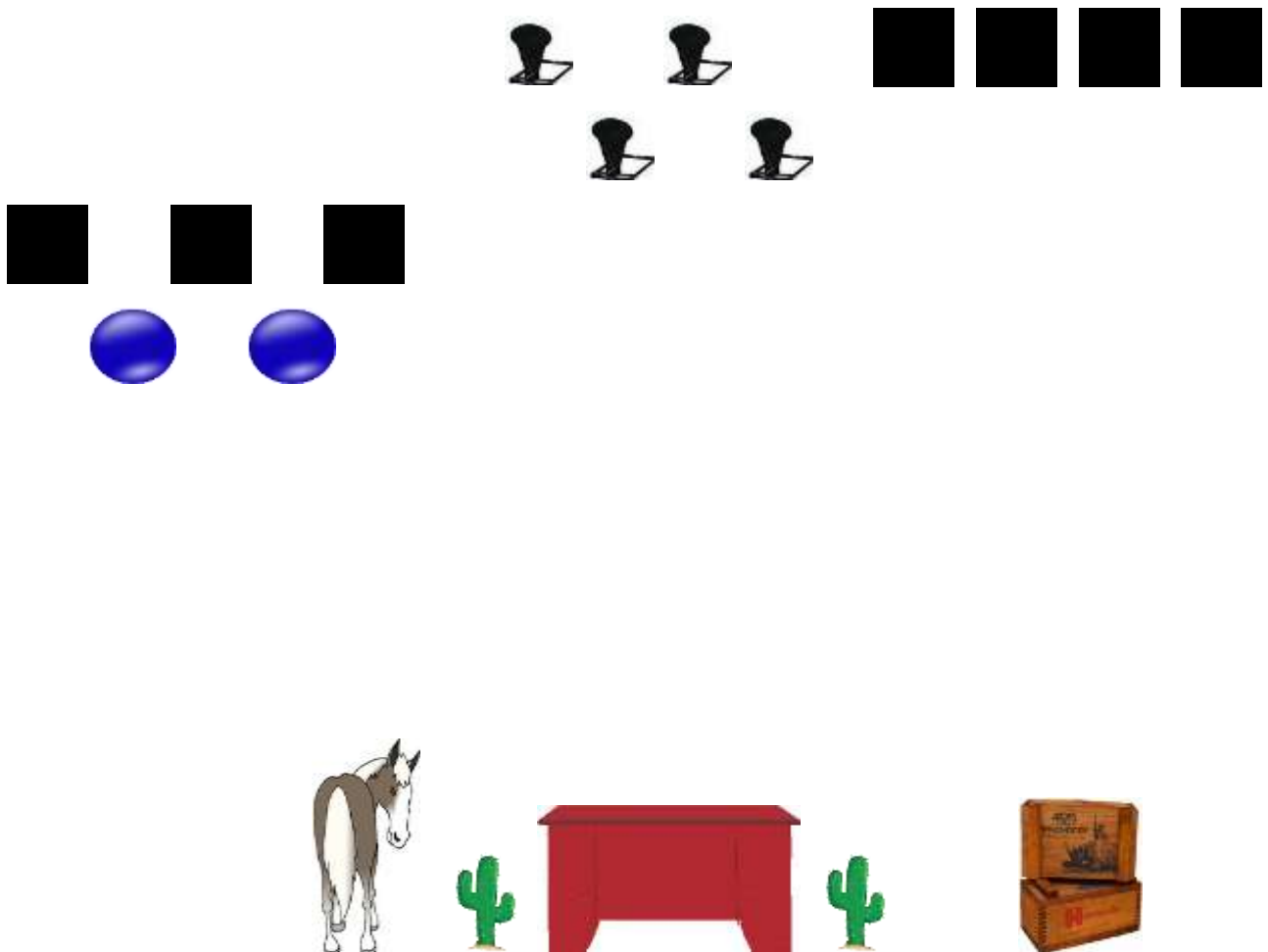


## Stage 4

Pistols – 10 rds. holstered      Rifle – 10 rds. at the Ready      Shotgun – 4+ on table

Shooting order: rifle, pistols, shotgun

Shooter starts behind ammo boxes, rifle at the ready. Say a line. ATB, starting on either inner target, engage targets 3,2,1, then starting on the target not engaged single tap sweep all four targets. Restage. Move to horse. With 1<sup>st</sup> pistol engage targets with 2rds. on a lower target then single tap sweep the upper targets. Holster. With 2<sup>nd</sup> pistol repeat using the opposite bottom target. Holster. Move to table. With shotgun knock 'em down.



## Stage 5


Pistols – 10 rds. holstered      Rifle – 10 rds. on ammo boxes      Shotgun – 4+ rds. on table

Shooting order: pistols, shotgun, rifle or pistols, rifle, shotgun

Shooter starts directly in front of cowboy, hands at Texas surrender. Say a line. ATB, step to one side of the cowboy or the other. With first pistol engage 2 vertical targets 1,2,2. Holster. Move to opposite side of the cowboy. With 2<sup>nd</sup> pistol repeat 1<sup>st</sup> pistol instructions on the remaining 2. Holster. Move to either the table or the ammo boxes.

Rifle – from behind ammo boxes, engage targets with a Bristol Kid sweep. 1 on 1, 2 on 2, 3 on 3, then 2 back on 1, then 2 on 3. If second restage then move to table.

Shotgun – from behind table, knock 'em down. If second restage then move to ammo boxes.



## **Stages 1 & 2**

Steel – 1 blue upright  
3 white uprights  
2 red uprights  
3 large circles  
3 large squares  
4 poppers  
7 bases

Props – 1 large cactus  
1 half-moon table  
1 horse

## **Stages 3 & 4**

Steel – 4 blue uprights  
3 white uprights  
2 red uprights  
7 large squares  
2 large circles  
4 poppers  
12 bases

Props – 2 small cacti  
1 red table  
1 horse  
1 small ammo box  
1 large ammo box

## **Stage 5**

Steel – 2 double black up rights  
3 white uprights  
4 large circles  
3 stars  
8 bases  
4 poppers

Props – 1 green table  
1 stand-up cowboy  
2 small cacti  
1 large ammo box  
1 large ammo box