

# GCGS MAIN MATCH – MAY 6, 2023

## Stage 1

Pistols – 10 rds. on table Rifle – 10 rds. on table Shotgun – 4+ rds on horse


Shooting order: pistols, rifle, shotgun or rifle, pistols, shotgun

Shooter starts behind table, hands at sides. Say a line. ATB,

Pistols – from behind table, with 1<sup>st</sup> pistol, starting on either the top or bottom target, Single tap the 3 pistol targets (Indians) then double tap the middle pistol target. Restage. With second pistol, repeat. Restage. If second, move to horse.

Rifle – from behind table, repeat pistol instructions with cowboys. Restage. If second move to horse.

Shotgun – from beside horse, slay ‘em all.


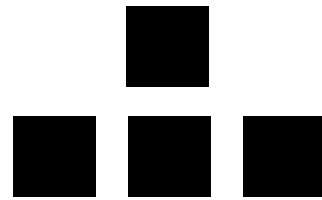



## Stage 2

Pistols – 10 rds. holstered    Rifle - 10 rds. on horse    Shotgun – 4+ rds on table

Shooting order: rifle, pistols, shotgun

Shooter starts behind horse, rifle at the low ready (waist-high, level with the ground). Say a line. ATB, with rifle engage targets with a Speed Stevens sweep. Single-tap the lower targets twice in the same direction, then engage the top target with 4 rds. Restage. Move to right table between the cacti. With pistols, engage targets per rifle instructions. Holster. Move to table. With shotgun, slay 'em all.


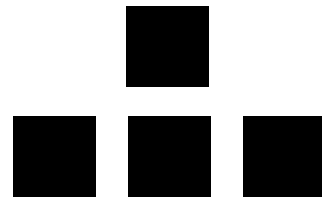
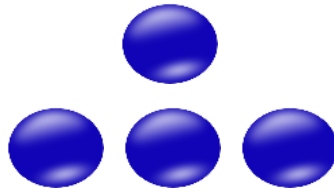


### Stage 3

Pistols – 10 rds. holstered   Rifle – 10 rds. on horse   Shotgun – 4+ rds on table

Shooting order: shotgun, pistols, rifle

Shooter starts behind left table, hands on ammo. Say a line. ATB, With shotgun, slay 'em all. Restage. Move to right table between cacti. With pistols, starting on the top target, alternate with 1 rd on the top target and 2 rds. on the bottom targets for 10 rds. Holster. Move to horse. With rifle, engage rifle targets per pistol instructions.

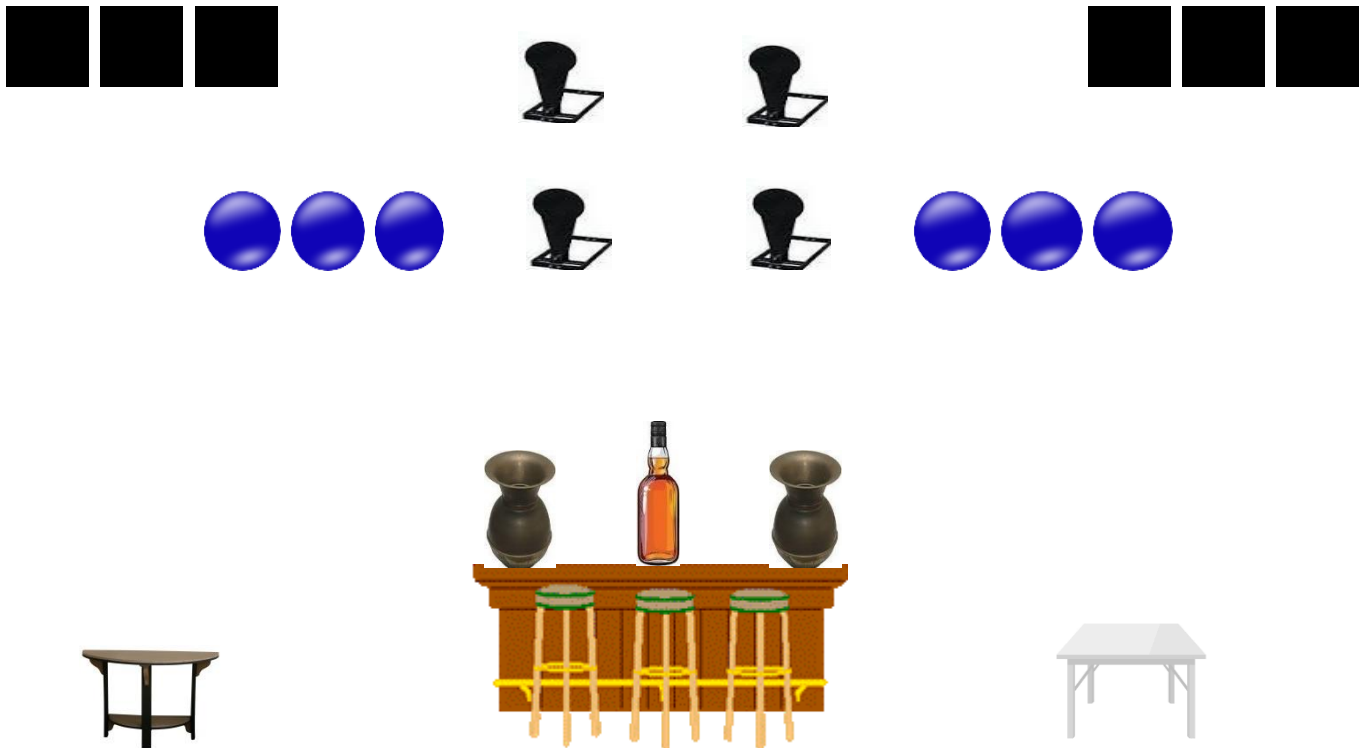


## Stage 4

Pistols – 10 rds. holstered    Rifle – 10 rds. on either table    Shotgun – 4+ rds on the same table as the rifle

Shooting order: rifle, shotgun, shotgun, pistols

Shooter starts at center of bar, hands on liquor bottle. Say a Line. ATB, move to the table where the long guns are staged. With rifle, engage the upper targets 2-6-2. Restage. With shotgun, slay 2 poppers from each side of the bar. Not from behind the bar. Restage on opposite table. With pistols, engage the pistol targets per rifle instructions. Holster. Note: Shooter may engage poppers between the tables and the end of the bar.



## Stage 5


Pistols – 10 rds. holstered    Rifle – 10 rds. Port Arms    Shotgun – 4+ on right table

Shooting order: rifle, pistols, shotgun or rifle, shotgun, pistols

Shooter starts in front of Knock-Down Cowboy, rifle at port arms. Say a line. ATB, knock down the cowboy. With rifle, engage the upper targets, double-tapping the 2 outside targets, triple tapping the center target, then single-tap sweeping all 3 targets. With safe rifle, move to either table. Restage.

Pistols – from behind left table, engage pistol targets (lower targets) per rifle instructions. Holster. If second, move to opposite table.

Shotgun – from behind right table, slay 'em all. If second, restage safely then move to opposite table.




## Stage 6

Pistols 10 rds. holstered Rifle – 10 rds. at the ready Shotgun – 4+ on right table

Shooting order: rifle, pistols, shotgun

Shooter starts behind left table, rifle at the ready. Say a line. ATB, with rifle, engage the upper targets 4,3,2, with last round back on center target. Restage. Move to Knock-Down Cowboy. Knock him down. With pistols, engage targets per rifle instructions. Holster. Move to right table. With shotgun, slay 'em all.



## **Stage 1**

Steel – 2 short red uprights  
2 double black uprights  
3 cowboys  
3 Indians  
4 poppers  
4 bases

Props – 1 red table  
1 horse  
2 wooden bases (rear trailer)

## **Stages 2 & 3**

Steel – 3 red uprights  
3 short red uprights  
1 double black upright  
1 blue upright  
4 large circles  
4 large squares  
4 poppers  
12 bases

Props – 1 green table  
1 horse  
1 small white table (white trailer)  
2 small cacti  
2 large cacti

## **Stage 4**

Steel – 6 blue uprights  
6 red uprights  
6 large circles  
6 large squares  
4 poppers  
12 bases

Props – 1 bar  
1 half-moon table  
1 small white table (white trailer)  
1 spittoon & large things for bar  
1 liquor bottle

## **Stage 5 & 6**

Steel – 6 blue uprights  
4 red uprights  
2 short red uprights  
3 tombstones  
3 stars  
6 large circles  
4 poppers  
14 bases

Props - 1 knockdown cowboy  
2 stand up cowboys  
2 small white tables (white trailer)  
2 large cacti  
1 pillow and hook for knockdown  
Cowboy