

# GCGS MIDMONTH MATCH – MAY 21, 2023

## Stage 1

Pistols – 10 rds. holstered    Rifle – 10 rds. staged safely    Shotgun – 4+ rds. staged safely


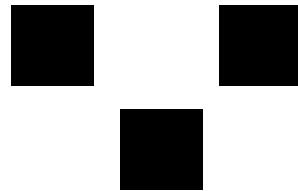
Shooting order: shooter's choice

Shooter starts either behind table or ammo boxes, hands not touching guns.  
Say your line. ATB,

Rifle – from behind ammo boxes, from either end engage targets with a Kansas City sweep. 2 on 1, 3 on 2, 5 on 3. Restage safely.

Pistols – from behind ammo boxes, repeat rifle sequence. Holster.

Shotgun – from behind table, knock'em down.



## Stage 2

Pistols – 10 rds. holstered    Rifle – 10 rds. staged safely    Shotgun – 4+ rds. staged safely

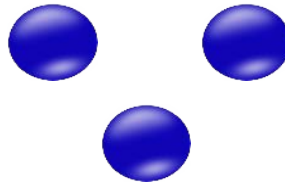
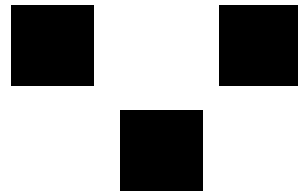
Shooting order: Shooter's choice

Shooter again starts at either the table or ammo boxes, hands on hips. Say your line. ATB,

Rifle – from behind ammo boxes, from either end sweep targets 1,2,4,2,1 in a Nevada sweep. Restage safely.

Pistols – from behind ammo boxes, repeat rifle sequence. Holster.

Shotgun – from behind table, knock'em down.



### Stage 3

Pistols – 10 rds. holstered    Rifle – 10 rds. staged safely    Shotgun – 4+ rds. staged safely




Shooting order: Any order, rifle cannot be last

Shooter starts at either the window or behind the table, hands at default position (at sides). Say your line. ATB,

Rifle – from window, engage rifle targets with two 3,1,1 sweeps from the same direction. Restage safely.

Pistols – from window, repeat rifle sequence. Holster.

Shotgun – from behind table. Knock'em down.



## Stage 4


Pistols – 10 rds. holstered    Rifle – 10 rds. staged safely    Shotgun – 4+ rds. staged safely

Shooting order: shotgun, rifle, pistols or shotgun, pistols, rifle

Shooter starts behind ammo boxes, hands on ammo. Say your line. ATB, with shotgun knock'em down. Move to window.

Rifle – from window, single tap either Buzzard then double tap the bull's butts. Repeat with second 5 rds. using the other buzzard. Restage.

Pistols – from window, repeat rifle sequence. Holster.




## Stage 5

Pistols – 10 rds. holstered    Rifle – 10 rds. staged safely    Shotgun – 4+ staged safely

Shooter starts at either the window or behind ammo boxes, hands on hat. Say your line. ATB,

Rifle and pistols, in any order – from window engage the buzzards and the bulls' butts with a continuous Nevada sweep for 20 rds, starting on left buzzard or right bull's butt. Restage rifle. Holster pistols.

Shotgun – from behind ammo boxes. Knock'em down.



## **Stages 1 & 2**

Steel – 2 double black uprights  
1 white upright  
2 red uprights  
1 short red upright  
3 large squares  
3 large circles  
8 bases  
4 poppers

Props – 2 large cacti  
1 half-moon table  
1 small ammo box  
1 large ammo box

## **Stages 3**

Steel – 2 double black uprights  
2 white uprights  
2 short red uprights  
3 large squares  
3 large circles  
4 poppers  
8 bases

Props – 1 canvas façade  
1 red table  
2 large cacti

## **Stages 4 & 5**

Steel – 2 blue uprights  
2 red uprights  
2 bull's butts  
2 buzzards  
4 poppers  
6 bases

Props – 1 canvas façade  
1 small ammo box  
1 large ammo box  
2 large cacti