

# GCGS Main Match – Saturday, January 6, 2024

## Stage 1

Pistols – 10 rds. holstered    Rifle – at the ready    Shotgun - 4+ on red table

Shooting order: rifle, pistols, shotgun

Shooter starts behind green table, rifle at the ready. The line is **“Happy New Year!”** ATB, with rifle engage targets with an Abilene Sweep. 1 on 1, 2 on 2, 3 on 3, then single tap sweep from the same direction with last round on cowboy. Restage on table. From the right of the cactus and behind ammo boxes, engage pistol targets, repeating rifle instructions. Holster. Move to behind red table and engage poppers. Knock'em down.



## Stage 2

Pistols – 10 rds. holstered    Rifle – 10 rds. on green table    Shotgun – 4+ on red table

Shooting order: pistols, rifle, shotgun

Shooter starts to the right of the cactus, holding New Year's Resolution list. The line is, "**What to change, what to change.**" ATB, place list on table and with pistols engage targets with 2 rds. on the cowboy, single tap sweep the square targets twice from the same direction, then double tap the cowboy again. Holster. Move to green table. With rifle repeat pistol instruction. Restage on green table. Move to red table. Engage poppers. Knock'em down.

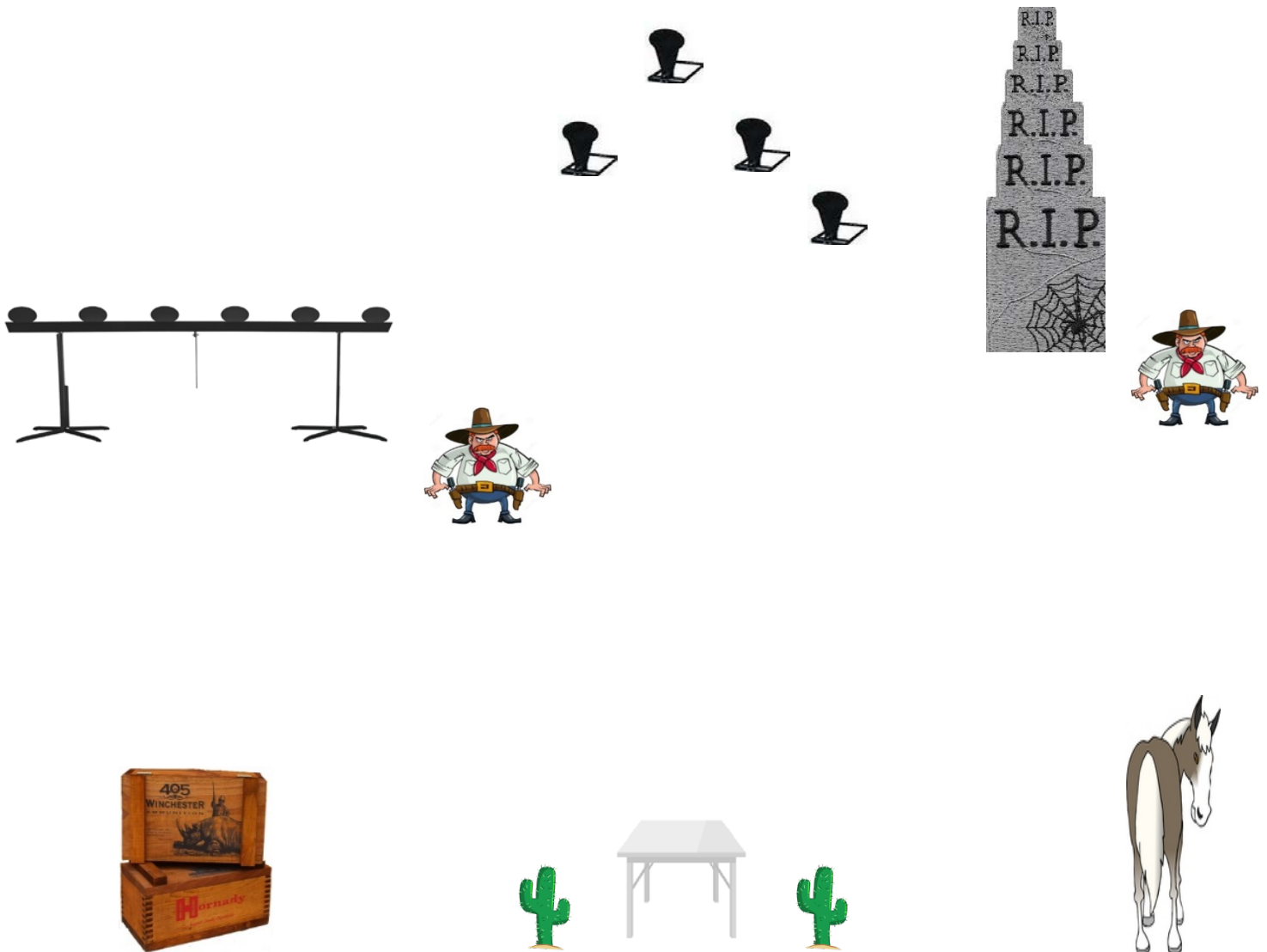


### Stage 3

Pistols - 10 rds. on ammo boxes      Rifle – 10 rds. on horse      Shotgun – 4+ on table

Shooting order: pistols, shotgun, rifle

Shooter starts behind ammo boxes, hands on hat. The line is, “**Aim small, miss small.**” ATB, with pistols, engage the plate rack. Targets must fall. With remaining rounds, engage cowboy. Misses on plate rack do not count, but any target left standing will be counted as a miss. Misses on cowboy do count. Restage pistols on ammo boxes. Move to table and with shotgun, engage targets until down. Restage on table. Move to horse. With rifle, engage tombstone plate rack. Knock ‘em down. With remaining rounds, engage the cowboy. Again, misses on rack do not count, but any targets left standing will be a miss. Misses on cowboy do count.




## Stage 4

Pistols - 10 rds. holstered Rifle – 10 rds. on horse Shotgun – 4+ rds on table

Shooting order: shotgun, rifle, pistols

Shooter starts behind table, hands on ammo. The line is, “**Oh no, not the knockdowns again!**” ATB, engage shotgun targets until down. Restage on table. Move to horse and with rifle, knock down the tombstones. If any remaining rounds, engage cowboy. Tombstones left up are a miss. Misses on the cowboy count. Restage rifle on horse. Move to ammo boxes and with pistols knock down plates, alternating outside, outside, inside, inside, middle. Target engaged must go down before moving on to the next one. Dump any remaining rounds on cowboy.




## Stage 5

Pistols – 10 rds. holstered      Rifle – 10 rds. in window      Shotgun - 4+ rds. in window

Shooting order: rifle, pistol, shotgun

Shooter starts in window, holding champagne bottle. The line is, “**Hope I get through New Year’s Eve.**” ATB, place bottle on window shelf. With rifle, engage bull’s butts and Indian (upper targets) 2,3,5 starting on either end target. Restage. With pistols, engage squares and Indian (lower targets) per rifle instructions. Holster. With shotgun, engage poppers from both sides of the façade, with both feet outside of cacti. Knock’em down. Any missed poppers must be shot from the same side of the façade before moving to other side.



## Stage 6

Pistols – 10 rds. holstered      Rifle – 10 rds. in window      Shotgun – 4+ at Port Arms

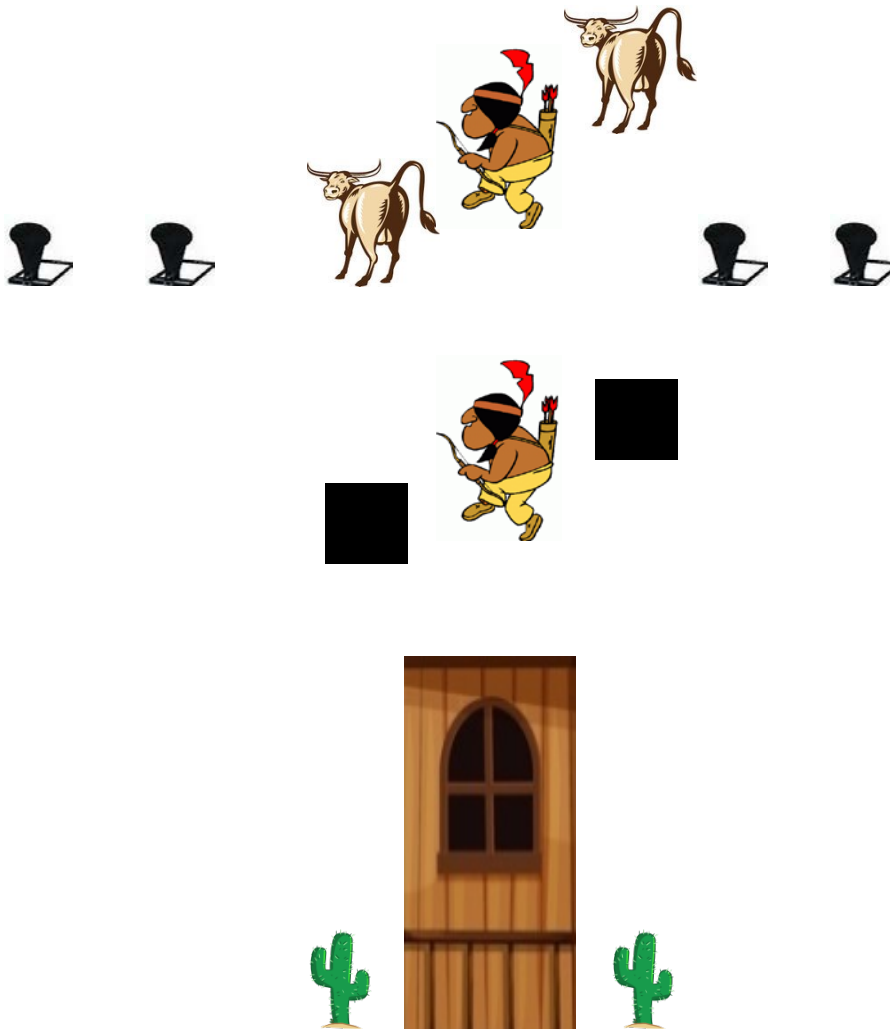
Shooting order: After engaging 1<sup>st</sup> two shotgun poppers it is shooter's choice

Shooter starts to the left or right of façade, outside of cactus, shotgun at Port arms. Sing, "**Happy, Happy New Year, Baby!**" ATB, with shotgun engage two poppers. PMF. Restage shotgun safely in window. With either rifle or pistol first.....

Rifle – from window, engage upper targets with two 1-3-1 sweeps starting from either end. Restage. (No double taps.)

Pistols – from window, engage the lower targets with rifle instructions. Holster.

Shotgun – from opposite side of façade engage poppers. Both feet must be outside of cactus. PMF.



## **Stages 1 & 2**

Steel – 3 white uprights

3 red uprights

2 short red uprights

3 large squares

3 large circles

2 cowboys

4 poppers

11 bases

Props – 2 small cacti

1 large cactus

1 red table

1 green table

1 small ammo box

1 large ammo box

1 NY resolution list

## **Stages 3 & 4**

Steel – 2 short red uprights

2 cowboys

4 poppers

2 bases

1 plate rack

1 tombstone rack

Props – 1 small ammo box

1 large ammo box

1 horse

2 small cacti

1 small white table

## **Stages 5 & 6**

Steel – 1 black double stacked upright

3 white uprights

2 short red upright

2 bull's butts

2 Indians

2 large squares

4 poppers

8 bases

Props – 1 façade

2 small cacti

1 champagne bottle