

## GCGS Main Match – Saturday, March 2, 2024



### Stage 1

Pistols – 10 rds. holstered    Rifle – 10 rds. on coal car    Shotgun – 4 + rds. on coal car

Shooting order: pistols, rifle, shotgun

Shooter starts at either engine window, hands at sides. The line is, “**Is this the 3:10 to Yuma?**” ATB, with 1<sup>st</sup> pistol engage targets, double tap a bottom target then single tap the upper targets for 3 rds. Holster. With 2<sup>nd</sup> pistol repeat 1<sup>st</sup> pistol instructions starting on the opposite lower target. Holster. Move to coal car. With rifle repeat pistol instructions. Restage. With shotgun engage 4 poppers. PMF.

Note: Shooter may use both windows to shoot pistol targets.






## Stage 2

Pistols – 10 rds. holstered    Rifle – 10 rds. on coal car    Shotgun – 4+ rds. on coal car

Shooting order: shotgun, rifle, pistols, shotgun

Shooter starts behind coal car, hands on ammo. The line is, **“I love the smell of gun smoke.”** ATB, With shotgun engage 2 poppers. Knock ‘em down. Restage. With rifle engage targets, single tapping the two bottom targets, then triple tap the upper targets, then single tap the bottom targets again. Restage. Move to either engine window. With pistols repeat rifle instructions. Holster. Move back to coal car. And with shotgun, knock down the remaining 2 poppers.



### Stage 3


Pistols – 10 rds. holstered    Rifle – 10 rds. on bar    Shotgun – 4+ on table

Shooting order: rifle, pistols, shotgun or rifle, shotgun, pistols

Shooter starts behind bar, hugging Rosita with both arms.. The line is, **“Why, Darlin’, you’re not wearin’ a bustle.”** ATB, place Rosita gently on the bar. If she falls, it’s a 5-second penalty. Then with rifle, engage targets with a 2,3,2 sweep, left to right OR right to left, then single tap from first target engaged. Restage. Move to either the green table or the right side of cowboy.

Pistols – from right side of cowboy, repeat rifle instructions. Holster. If second move to table.

Shotgun – From behind table, engage poppers. Knock ‘em down. If second restage then move to the right side of the Cowboy.

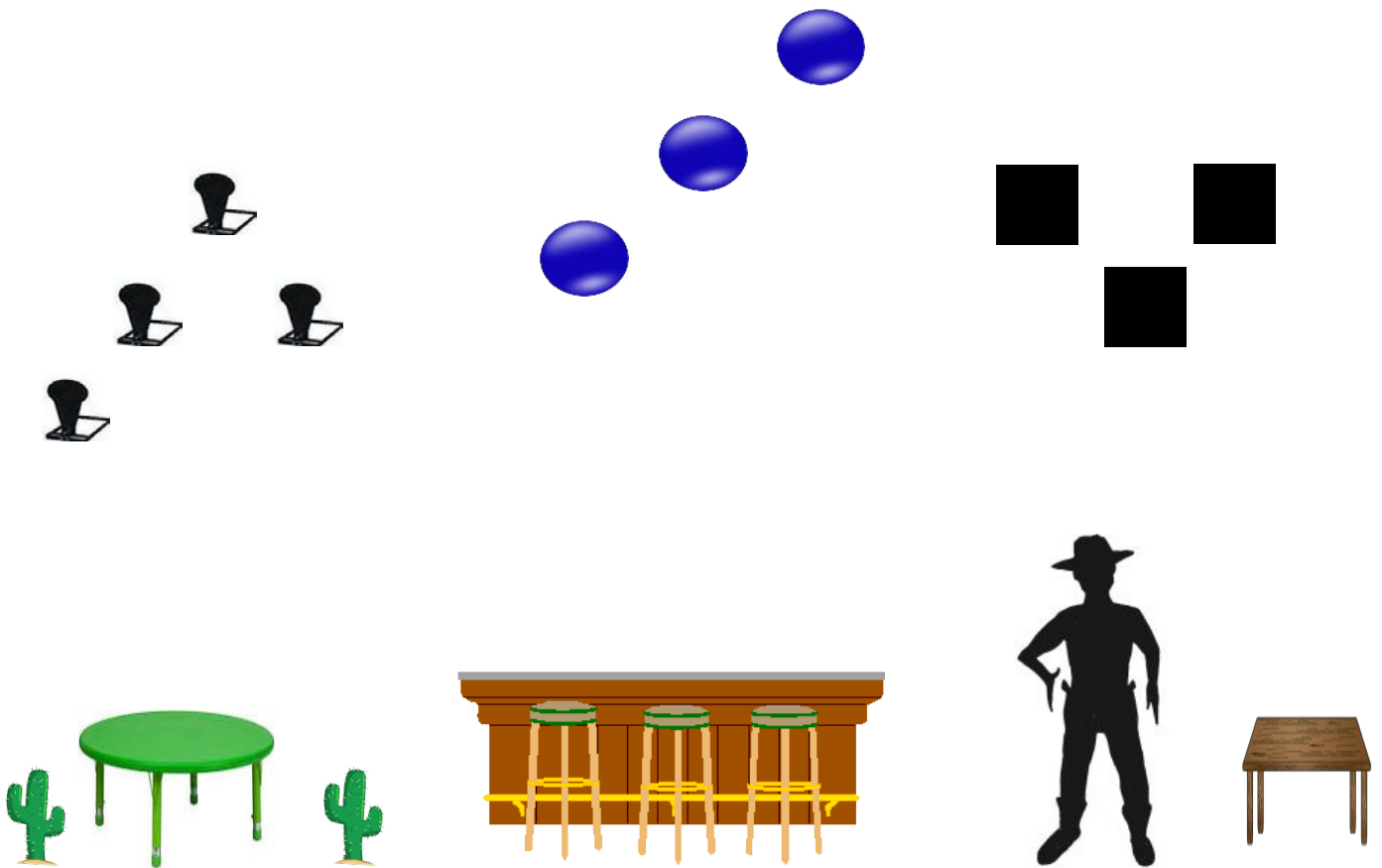


## Stage 4

Pistols – 10 rds. holstered    Rifle – 10 rds. on bar    Shotgun – 4+ on table

Shooting order: pistols, rifle, shotgun

Shooter starts to left of cowboy, hands on hat. The line is, “**Draw, stranger.**” ATB, with pistols engage left target with 5 rds. Move to right of cowboy. Shoot remaining 2 targets 2,3 from either direction. Holster. Move to bar. With rifle engage targets per pistol instructions. Restage. Move to table. With shotgun, Knock ‘em down.




## Stage 5

Pistols – 10 rds. holstered    Rifle – 10 rds. on ammo boxes    Shotgun – 4+ on horse

Shooting order: pistols, rifle, shotgun

Shooter starts in window, hands on frame. The line is, “**Spring is here, the birds are back!**” ATB, with pistols engage targets with a continuous double tap Nevada sweep starting on the center target. Move to ammo boxes. With rifle from behind ammo boxes, repeat pistol instructions. Restage. Move to horse and from beside horse, knock down poppers. PMF.




## Stage 6

Pistols – 10 rds. holstered    Rifle – 10 rds. Port Arms    Shotgun – 4+ on horse

Shooting order: rifle, pistols, shotgun

Shooter starts behind ammo boxes, rifle at Port Arms. The line is, “**Damn those buzzards!**” ATB, with rifle engage targets with 2 sweeps from the same direction – 3,1,3 then 1,1,1 – left to right OR right to left. Restage. Move to window. With pistols, top to bottom or bottom to top, repeat rifle instructions. Holster. Move to horse. With shotgun knock ‘em down.



## **Stages 1 & 2**

Steel – 4 double black uprights  
4 large squares  
4 large circles  
4 poppers  
4 bases

Props – 1 engine  
1 coal car

## **Stages 3 & 4**

Steel – 1 blue upright  
2 white uprights  
2 red uprights  
1 short red upright  
3 large squares  
3 large circles  
4 poppers  
8 bases

Props – 2 small cacti  
1 green table  
1 bar  
1 stand-up cowboy  
1 small white table  
1 Rosita

## **Stages 5 & 6**

Steel – 2 blue uprights  
1 red upright  
1 black double upright  
1 white upright  
2 buzzards  
3 large squares  
1 large circle  
4 poppers  
5 bases

Props- 1 horse  
1 green façade  
1 small ammo box  
1 large ammo box