

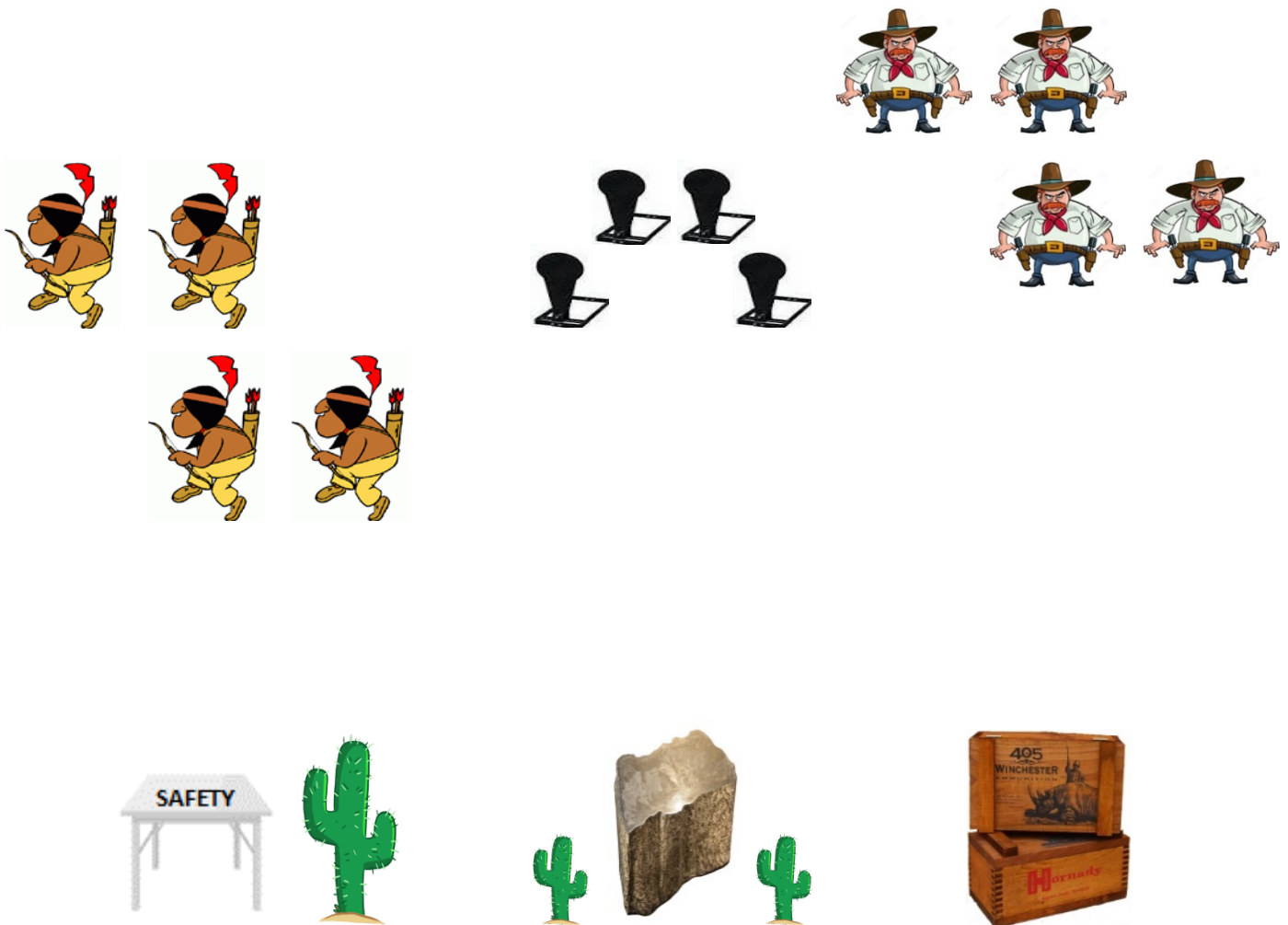
GCGS Main Match – Saturday, May 4, 2024

Stage 1

Pistols – 10 rds. holstered Rifle - 10 rds. on ammo boxes Shotgun 4+ rds. on rock table

Shooting order: rifle, shotgun, pistols

Shooter starts behind ammo boxes, hands not touching guns. The line is, **“Tell me about them dingos!”** ATB, with rifle, single tap an outside target, then double tap alternate the vertical targets for eight rounds, then single tap the other outside target. Restage or take rifle with you. All targets must be shot from behind ammo boxes. Move to rock table. With shotgun engage poppers. Slay’em all. Restage. Move to the left of the large cactus. With pistols, repeat rifle instructions. Holster.



Stage 2

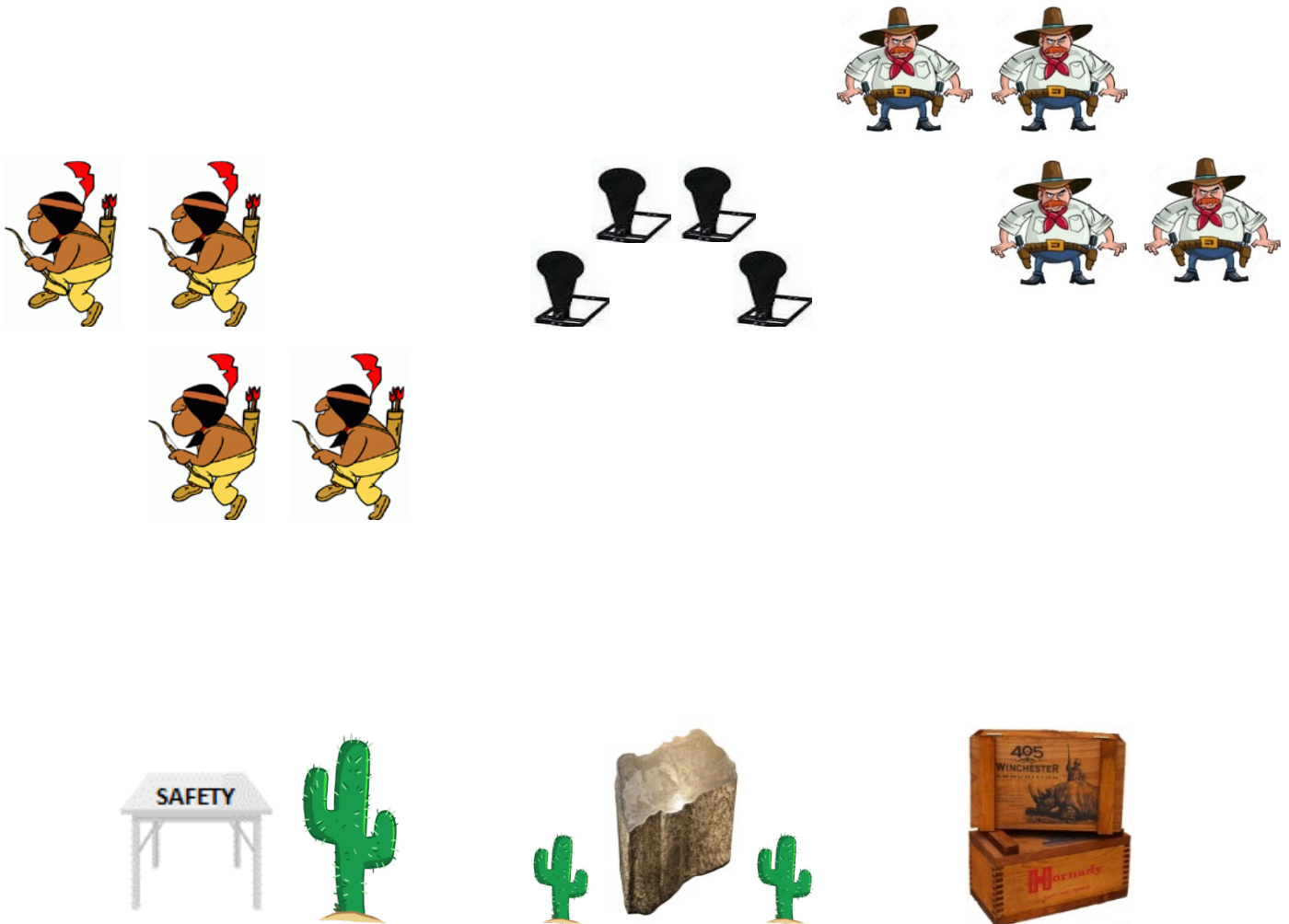
Pistols – 10 rds. holstered Rifle – 10 rds. on ammo boxes Shotgun – 4+ rds. on rock table

Shooting order: shotgun, pistols, rifle or shotgun, rifle, pistols

Shooter starts behind rock table, hands on ammo. The line is, **“I ain’t had a drink since breakfast.”** ATB, With shotgun from behind table, engage poppers. Slay’em all. Restage. Move to either the ammo boxes or to the left of the large cactus.

Pistols – from the left of the cactus, engage the vertical targets 4, 2 in either direction. Then engage the outside targets from either direction 3, 1. Holster. If second move to ammo boxes.

Rifle – from behind ammo boxes, repeat pistol instructions. If second, restage then move to the left of the cactus.



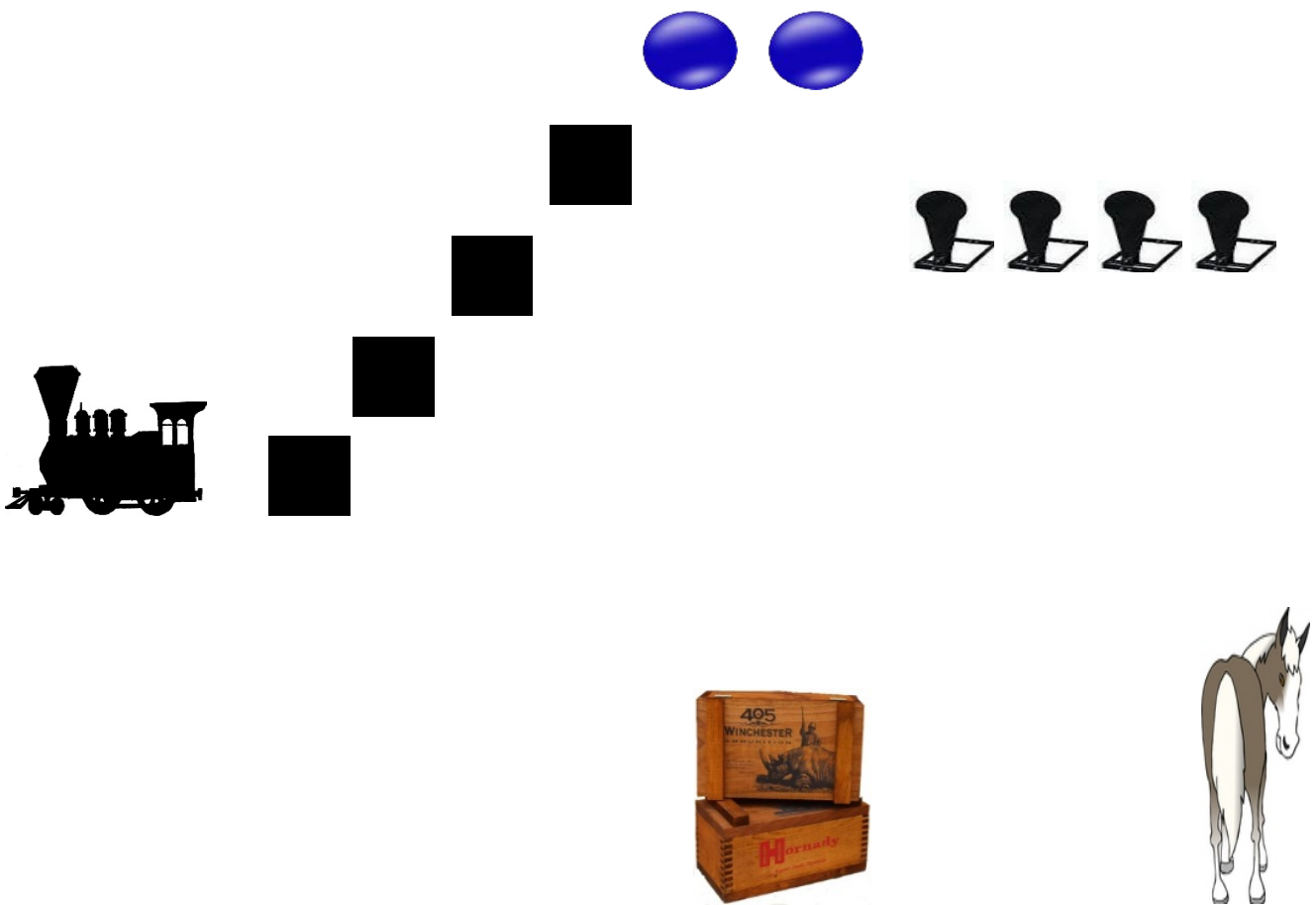
Stage 3

Pistols – 10 rds. holstered Rifle – 10 + 1 on ammo boxes Shotgun – 4+ on horse

Shooting order: pistols, rifle, shotgun

Standing behind ammo boxes, pistol(s) in hand, barrel resting on ammo boxes. The line is, **“Think ya used enough dynamite there, Butch?”** ATB, with pistols and rifle, engage targets starting on the lower left target with a six-target progressive sweep. (1, 2, 3, 4, 5, 6) Shooter may reload any time after the pistol targets have been engaged. Holster pistols, restage rifle. Move to beside horse. With shotgun engage poppers. Slay’em all.

Note: Do not shoot the steam engine.





Stage 4

Pistols – 10rds. holstered Rifle – 10 rds. in window of choice Shotgun 4+ rds. in window of choice

Shooting order: rifle, shotgun, shotgun, pistols

Shooter starts behind window of choice, hands on hat. The line is, “**Are you gonna pull those pistols or whistle Dixie?!**” ATB, with rifle, engage targets alternating, 1, 1, 3, 3, 1, 1. Restage. With shotgun safely move to the outside of the façade and engage the poppers. Slay'em both. With safe shotgun move to the outside of the opposite façade. Engage the poppers. Slay'em both. Restage shotgun in window. With pistols repeat rifle sequence. Holster.

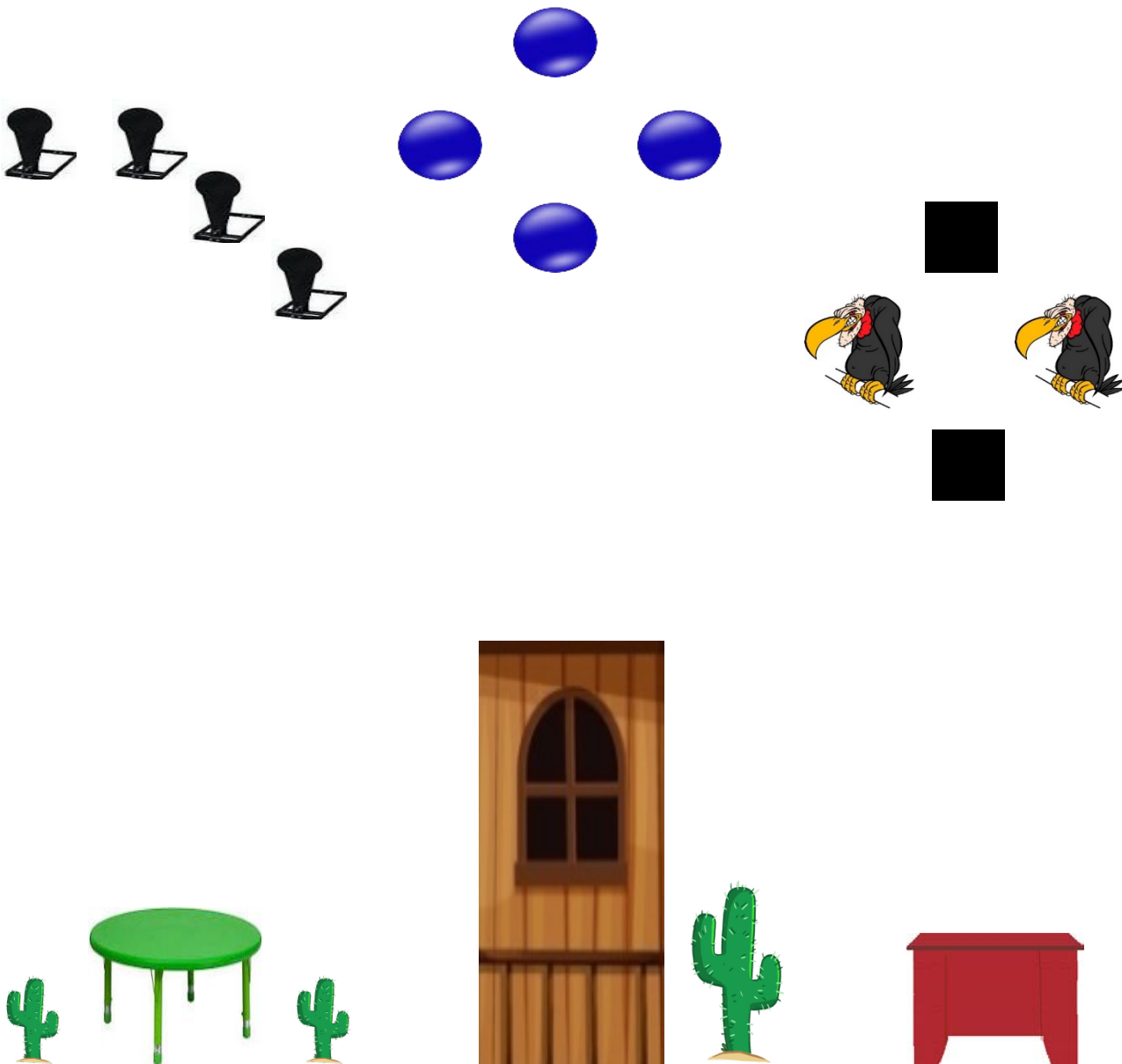


Stage 5

Pistols – 10 rds. on right table Rifle – 10 rds. in window Shotgun – 4+ on left table

Shooting order: shotgun, rifle pistols

Shooter starts behind left table, one hand at the low ready with 4 fingers up, the other at your side. The line is, **“My mistake, four coffins.”** ATB, with shotgun engage poppers. Slay'em all. Restage or take shotgun with you to the façade. Note; All poppers must be shot from behind table. From window with rifle, triple tap the three lower targets, then single tap the upper target. Restage. Move to right table. With pistols engage targets per rifle instructions. Restage on table or holster.



Stage 6

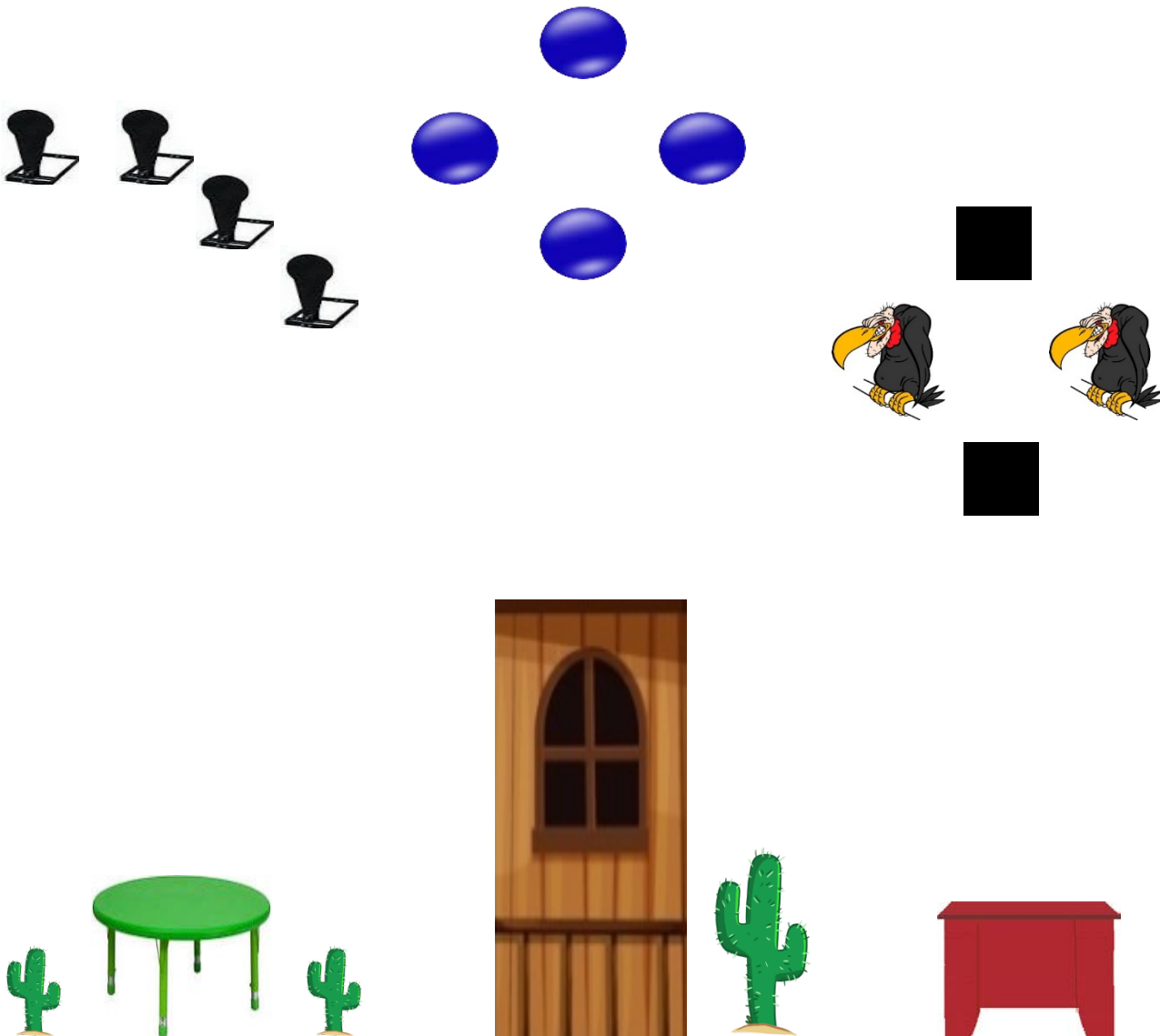
Pistols – 10 rds. holstered Rifle – 10 rds. in window Shotgun – 4+ on left table

Shooting order: rifle, pistols, shotgun or rifle, shotgun, pistols

Shooter starts in window, rifle in hand, barrel resting on shelf. The line is, **“You don’t wanna be dead.”** ATB, with rifle engage targets, starting and ending on the bottom target, clockwise or counterclockwise, 1, 2, 4, 2, 1. Restage. Move to either the right or left table.

Pistols – from behind the right table, repeat rifle instructions. Holster. If second move to the left table.

Shotgun – from behind left table, engage poppers. Slay’em all. If second restage, then move to the right table.



Stages 1 & 2

Steel – 2 black double uprights
2 blue uprights
2 red uprights
4 Indians
4 cowboys
4 poppers
9 bases

Props – 1 small white table (safety table)
1 rock table
1 small ammo box
1 large ammo box
2 small cacti
1 large cactus

Stage 3

Steel – 1 short red upright
3 red uprights
1 white upright
1 blue upright
2 double black uprights
2 large circles
4 large squares
4 poppers
1 steam engine (in rear trailer)
8 bases

Props – 1 small ammo box
1 large ammo box
1 horse

Stage 4

Steel – 4 white uprights
4 large squares
4 poppers
7 bases

Props – 2 facades
2 standup cowboys
2 small cacti
1 large cactus

Stages 5 & 6

Steel – 2 short red uprights
4 white uprights
2 blue uprights
2 large squares
4 large circles
2 buzzards
4 poppers
11 bases

Props – 1 green table
1 façade
2 small cacti
1 large cactus
1 red table