

# GCGS Mid-Month Match – Sunday, May 19 2024

## Stage 1

Pistols – 10 rds. holstered Rifle – 10 rds. staged on ammo boxes Shotgun – 4+ rds. staged on table or ammo boxes


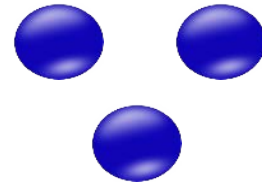
Shooting order: pistols, rifle, shotgun

Shooter starts behind ammo boxes, hands at Texas surrender. The line is, **“Remember, muzzle down range!”** ATB:

Pistols – from behind ammo boxes, from either end engage targets with a Kansas City sweep. 2 on 1, 3 on 2, 5 on 3.

Rifle – from behind ammo boxes, repeat pistol sequence. Holster.

Shotgun – from behind table, knock'em down.



## Stage 2

Pistols – 10 rds. holstered    Rifle – 10 rds. staged safely    Shotgun – 4+ rds. staged safely



Shooting order: shotgun, rifle, pistols

Shooter starts at the table, hands on hips. The line is, **“Throw down your guns, you’re all under arrest.”** ATB:

Shotgun – from behind table, knock’em down.

Rifle – from behind ammo boxes, from either end sweep targets 1,2,4,2,1 in a Nevada sweep. Restage safely.

Pistols – from behind ammo boxes, repeat rifle sequence. Holster.




### Stage 3

Pistols - 10 rds. holstered    Rifle – 10 rds. on horse    Shotgun – 4+ on table

Shooting order: pistols, shotgun, rifle

Shooter starts behind ammo boxes, hands on hat. The line is, “**Find those sights!**” ATB, with pistols, engage the plate rack. Targets must fall. With remaining rounds, engage cowboy. Misses on plate rack do not count, but any target left standing will be counted as a miss. Misses on cowboy do count. Restage pistols on ammo boxes. Move to table and with shotgun, engage targets until down. Restage on table. Move to horse. With rifle, engage tombstone plate rack. Knock ‘em down. With remaining rounds, engage the cowboy. Again, misses on rack do not count, but any targets left standing will be a miss. Misses on cowboy do count.




## Stage 4

Pistols - 10 rds. holstered    Rifle – 10 rds. on horse    Shotgun – 4+ on table

Shooting order: shotgun, rifle, pistols

Shooter starts behind table, hands on ammo. The line is, “**Don’t shoot ‘til you see the whites of their eyes!**” ATB, engage shotgun targets until they are all down. Move to tombstone rack and with rifle, knock them down. Any rounds left will be dumped on cowboy. Misses of cowboy count. Move to plate rack. With pistols, engage cowboy once then engage any three plate targets until those plates are down, then engage cowboy once again, then engage remaining three plate targets and put any remaining shots on cowboy.



## Stage 5


Pistols – 10 rds. holstered    Rifle – 10 rds. staged safely    Shotgun – 4+ rds. on ammo boxes

Shooting order: shotgun, rifle, pistols

Shooter starts behind ammo boxes, hands on ammo. The line is, “**I hate buzzards!**” ATB, with shotgun knock'em down. Move to window.

Rifle – from window, single tap either buzzard then double tap the bull's butts. Repeat with second 5 rds. using the other buzzard. Restage.

Pistols – from window, repeat rifle sequence. Holster.



## Stage 6


Pistols – 10 rds. holstered    Rifle – 10 rds. staged at window    Shotgun – 4+ staged safely at window or ammo boxes

Shooting order: any gun, any order

Shooter starts at either the window or behind ammo boxes, hands on hat. The line is, “**This is no bull.**” ATB:

Rifle and pistols, in any order – from window engage the buzzards and the bulls’ butts with a continuous Nevada sweep for 20 rds, starting on left buzzard or right bull’s butt. Restage rifle. Holster pistols.

Shotgun – from behind ammo boxes. Knock’em down.



## **Stages 1 & 2**

Steel – 2 double black uprights  
1 white upright  
2 red uprights  
1 short red upright  
3 large squares  
3 large circles  
8 bases  
4 poppers

Props – 2 large cacti  
1 half-moon table  
1 small ammo box  
1 large ammo box

## **Stages 3 & 4**

Steel – 2 short red uprights  
2 cowboys  
4 poppers  
2 bases  
1 plate rack  
1 tombstone rack

Props – 1 small ammo box  
1 large ammo box  
1 horse  
2 small cacti  
1 small white table

## **Stages 5 & 6**

Steel – 2 blue uprights  
2 red uprights  
2 bull's butts  
2 buzzards  
4 poppers  
6 bases

Props – 1 canvas façade  
1 small ammo box  
1 large ammo box  
2 large cacti