



Scenarios for Main Match on August 2, 2025

IMPORTANT:

- **Registration begins at 8:00 AM**
- **Posse walk-through begins at 8:30 AM**
- **Safety Meeting begins at 8:45 AM**
- **Match begins at 9:00 AM SHARP**


**All must arrive in time to register
and begin shooting by 9:00 AM.**

Stage 1

Pistols 10 – rds holstered Rifle – 10 rds. on horse Shotgun – 4+ on table

Shooting order: rifle, shotgun, pistols

Shooter starts beside horse, rifle at the low ready (level about hip height). The line is, “**A lo HA! Where are my golden coconuts??**” ATB, with rifle engage targets single tapping 1, 1,2 1,2,3, 1,2,3,4. Restage. Move to left table. With shotgun engage poppers. Knock ‘em down. Restage. Move to right table. With pistols engage targets per rifle instructions. Holster.



Stage 2

Pistols – 10 rds. on half-moon table Rifle – 10 rds. on horse shotgun – 4+ rds. on table

Shooting order: pistols, rifle, shotgun

Shooter starts behind half-moon table, hands on the golden coconut. The line is, “**A firm coconut is always good.**” ATB, with pistols double tap the outside targets, then double tap the inside targets, then single tap the outer targets. Restage on table or holster. Move to horse. With rifle engage targets per pistol instructions. Restage. Move to green table and with shotgun engage poppers. Knock ‘em down.




Stage 3

Pistols – 10 rds. holstered Rifle – 10 rds. on red table Shotgun – 2+ on horse

Shooting order: rifle, pistols, shotgun

Shooter starts behind red table, holding the golden coconut in both hands at waist level. The line is, “**Boy, is my coconut heavy!**” ATB, drop the coconut and with rifle engage circles with a 3-1-1 sweep for first 5 rds, then repeat with second 5 rds from same direction. Restage. Move to trough and with pistols, engage the cowboy with 4 rds. then engage the golden coconuts with the remaining 6 rds. Misses on cowboy count. Holster. Move to horse and with shotgun, engage poppers. PMF. If any coconuts are left standing on the plate rack, engage the cowboy to the right of poppers with the number of rds. left standing on plate rack.




Stage 4

Pistols – 10 rds. holstered rifle – 19 rds. in right window Shotgun – 4+ on horse

Shooting order: pistols, rifle, shotgun

Shooter starts in left window, hands at Texas Surrender. The line is, “**Who stole my coconuts??**” ATB, with pistols engage targets top to bottom or bottom to top with a Bristol Kid sweep. (ex. 1 on the top, 2 on the middle, 3 on the bottom, 2 on the top, 2 on the bottom). Holster. Move to right window. With rifle engage targets per pistol instructions. Restage. Move to horse. With shotgun, knock ‘em down.




Stage 5

Pistols – 10 rds. holstered Rifle – 10 rds in the right window Shotgun – 4+ on horse

Shooting order: shotgun, rifle, pistols

Shooter starts beside horse, coconut in hands. The line is, “**How did my golden coconut get so shriveled??**” ATB, drop coconut and with shotgun engage poppers. Knock down. Restage. Move to the right window. With rifle engage targets 2,1,2 top to bottom or bottom to top with first 5 rds. With remaining 5 rds, engage targets top to bottom or bottom to top 1,3,1. Restage. Both sweeps must start on the same target. Move to left window and with pistols, engage targets per rifle instructions.



Stages 1 & 2

Steel – 4 white uprights
4 red uprights
2 large squares
2 large circles
2 cowboys
2 buzzards
4 poppers
8 bases

Props – 1 green table
1 half-moon table
1 horse
1 large cactus

Stage 3

Steel – 3 white uprights
1 blue upright
1 black upright
1 circle plate rack
2 cowboys
2 poppers
7 bases

Props - 1 red table
1 trough
2 large cacti
1 horse

Stages 4 & 5

Steel – 2 double black uprights
2 white uprights
2 short red uprights
3 large squares
3 large circles
4 poppers
6 bases

Props – 2 green façades
1 horse
1 large cactus