


LAKE COUNTY PISTOLeros

Presents

IDES OF MARCH 2010



A COWBOY ACTION SHOOTING COMPETITION

Hosted by

Eustis Gun Club

March 19 - 21, 2010

STAGE 1

SPONSORED BY
BUFFALO BILL'S SHOOTING STORE
&
VANN GANNAWAY CHEVROLET




THE NIGHT OF THE DRUIDS BLOOD SEASON 1 EPISODE 24

Jim and Arte investigate a rash of murders involving distinguished scientist. They discover that Dr. Robey, and an evil magician named Astarte are killing them for their brains

Shooter's line; "I wonder what this is going to do?"
Response; "Try it and see"

Rifle - 9 rounds staged on barrel
Pistol - 10 rounds holstered
Shotgun - 4+ staged on barrel

STAGE 1



Procedure:

Shooter starts at center of lab table, when ready say, "I wonder what this is going to do?" and drop the disc in the beaker. ATB, move to the desired end of the table and with your first pistol engage the three pistol targets in a Nevada sweep starting on the middle target and repeat with the second pistol. Move (shooters choice, either rifle or shotgun). With rifle Nevada sweep the rifle targets starting on one of the bottom plates of the spiral star, triple tapping the squares. Shotgun all poppers must fall clays must break.

(Only 2 plates must be off the star be considered clean. If both plates are off after the first two passes the last round may be fired at a square)

STAGE 2

SPONSORED BY
BULLETS BY CHANCE



THE NIGHT OF THE CIRCUS OF DEATH SEASON 3 EPISODE 9

Jim and Arte infiltrate a traveling circus to stop a counterfeiting plan before it devastates the U.S. economy

Shooter's line; "I'll get you another bottle."

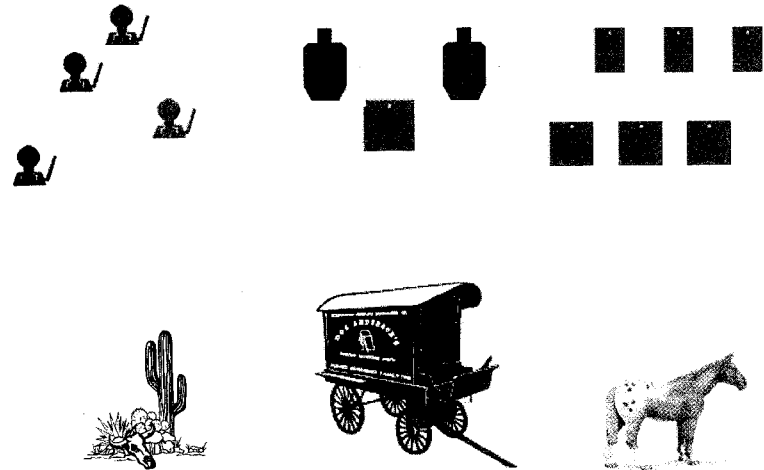
Response; "That'll be good"

Rifle - 9 rounds staged on horse

Pistol - 10 rounds holstered

Shotgun - 4+ staged on cactus

STAGE 2



Procedure:


Shooter starts standing at the center of the medicine wagon when ready say "I'll get you a new bottle" ATB, pull the lever on the side of the wagon and with your pistols shoot the square with one round and double tap each of the silhouettes then repeat. Move to your rifle sweep the rifle targets left to right, alternating between a square and a rectangle. Single tap the square and double tap the rectangles. Move to your shotgun, and knock down the poppers in any order.

STAGE 3

SPONSORED BY
PAT'S PAWN & GUN

&

DYNAMIC SHOOTING ACADEMY



THE NIGHT OF THE INFERNO
SEASON 1 EPISODE 1

Jim and Arte go undercover to infiltrate General Juan Manolo's camp to diffuse an explosive plan to ignite war between the United States and Mexico. They first get equipment from Washington.

Shooter's line; "Look at all this neat stuff!"

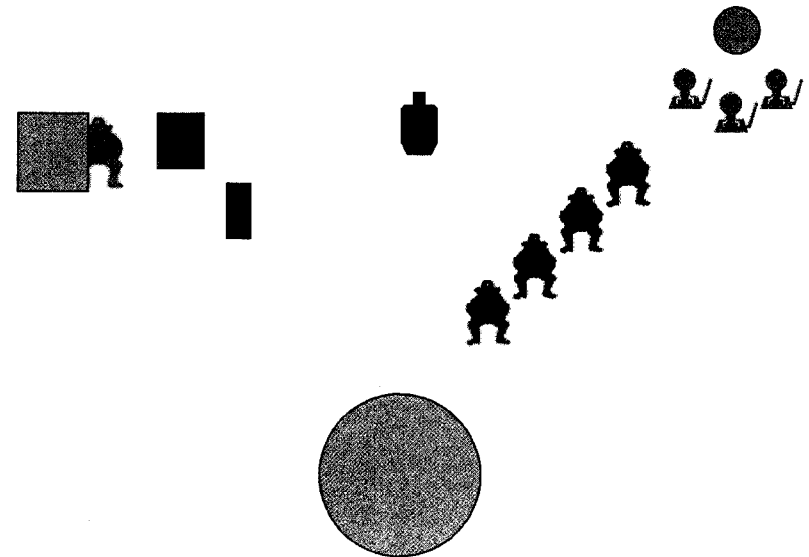
Response; "I bet all them shootin' irons work well too."

Rifle - 10 rounds staged on table

Pistol - 10 rounds holstered

Shotgun - 4+ staged on table

STAGE 3



Procedure:

Shooter starts standing behind the table holding the boot in both hands, when ready say, "Look at all this neat stuff". ATB, Shooter's choice on gun order, with your pistols engage the pistol targets in a Lawrence Welk sweep starting on the closest target and progressing to the rear target. With your rifle shoot the popper (which activates the running cowboy), double tap the square, triple tap the running cowboy then put four rounds on the silhouette. With your shotgun, shoot the poppers until down any order then shoot the clay.

- Shooter's choice on firearm order.

STAGE 4

SPONSORED BY
GUNPOWDER CREEK TRADING POST



THE NIGHT OF THE PELICAN
SEASON 4 EPISODE 13

While attempting to recover highly volatile explosives stolen from a U.S. military arsenal, Jim uncovers an insidious plot to conquer the city of San Francisco.

Shooter's line; "I found it!"

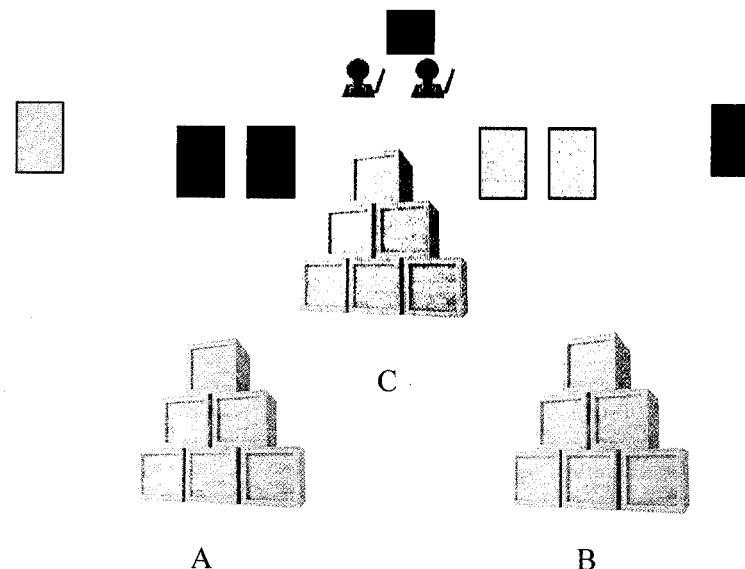
Response; "Yah but they found you too."

Rifle - 10 rounds held at port arms

Pistol - 10 rounds holstered

Shotgun - 2+ staged on box

STAGE 4



Procedure:

Shooter starts behind box opposite shotgun, rifle at port arms. When ready say "I found it!" ATB, if behind box "A" shooter engages black targets directly in front, alternating with 4 rounds then engaging the black target to the right with 1 round then repeat. Stage the rifle in the rack (behind box A). Retrieve the shotgun and proceed to either side of box "C" to engage the poppers. Stage the shotgun on Box "C", move to the opposite side and with your first pistol alternate on the 2 targets in front of you with 4 rounds then engage the square with 1 round repeat with the second pistol.

STAGE 5

SPONSORED BY
EVIL ROY SHOOTING SCHOOL






THE NIGHT OF FIRE AND BRIMSTONE
SEASON 4 EPISODE 9

Claiming to have made a discovery of major importance, a professor summons Jim and Arte to the deserted mining town of Brimstone.

Shooter's line; "Miguelito should get a bang out of this."
Response; "Yah but you better get out of here quick."

Rifle - 10 rounds held at wheel barrow
Pistol - 10 rounds holstered
Shotgun - 4+ staged on mule

STAGE 5



Procedure:

Shooter starts inside the mine planting the dynamite.
When ready say "Miguelito should get a bang out of this."
ATB, with your pistols shoot 2rnds on each target with the first and last round on the cowboy. Make your way out of the mine and set off the dynamite by pushing the plunger.
With your rifle shoot 2rnds on each target with the first and last round on the cowboy. Move to the mule and shoot the poppers until down. You can restage the rifle where it was or restage it on the mule.

STAGE 6

SPONSORED BY
BRADWAY'S ENGRAVING STUDIO



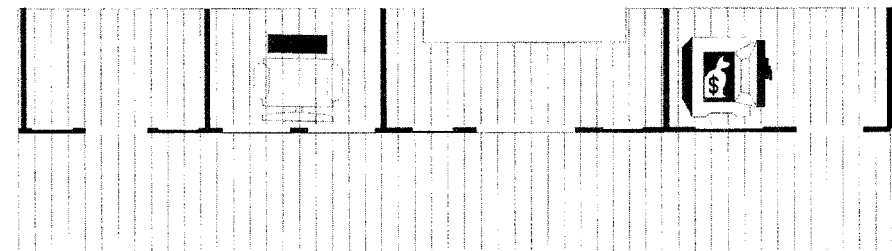
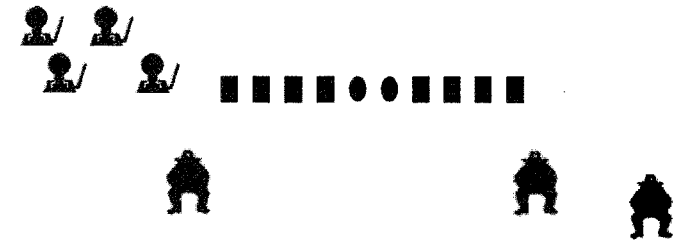
THE NIGHT OF THE CUT-THROATS SEASON 3 EPISODE 11

Jim and Arte see through a revenge plot, discovering it is really a ploy to rob the town's bank.

Shooter's line; "You won't get away with this one."
Response; "You're going to have to chase 'em."

Rifle - 10 rounds staged on bar
Pistol - 10 rounds holstered
Shotgun - 4+ staged on bar

STAGE 6



Procedure:

Shooter starts at the bank door one hand on the knob the other holding the bomb. When ready say, "You won't get away with this one." ATB open the door and throw the bomb at the safe, draw your pistol and dump 5 rounds on the cowboy and holster. Chase the hombres to the saloon. With your rifle engage the 10 plates on the rack. With your second pistol you may clean any remaining plates or take the misses and /or dump remaining pistol rounds on the cowboy. Move to the shotgun and you guessed it - knock them all down. Make sure you don't hit the bar keep he's trying to stay out of your way.

(The only misses counted on the plate rack is if a plate remains standing when you finish the stage.)

STAGE 7

SPONSORED BY
SURESHOT SHOOTING SUPPLY
&
OLD CROW BBQ



THE NIGHT THAT TERROR STALKED THE TOWN
SEASON 1 EPISODE 10

Dr. Loveless imprisons Jim and surgically creates his double called a “doppelganger”, code named Janus. Arte must find Jim and uncover the truth behind the warped scheme.

Shooter's line; "What's a doppelganger?."



Response; "You'll find the real Jim in the jail."

Rifle - 10 rounds staged in jail

Pistol - 10 rounds holstered

Shotgun - 4+ staged held at port arms

STAGE 7




Procedure:

Shooter starts at the undertaker's office, shotgun at port arms. When ready say "What's a Doppleganger?" ATB engage the four poppers in any order. Re-stage the shotgun in the window and move to the jail. Retrieve your rifle and engage the cowboy with 4 rounds and a coffin with 1 round, back on the cowboy with 4 rounds and the other coffin with 1 round. Restage the rifle and tell Jim "I'll be back!" Proceed to the landing and engage the cowboy with 4 rounds and a buzzard with 1 round, back on the cowboy with 4 rounds and the other buzzard with 1 round.

STAGE 8

SPONSORED BY
A SIGN



THE NIGHT OF THE DEATH-MAKER
SEASON 3 EPISODE 24

Jim and Arte stop a plan to assassinate President Grant devised by a bitter officer who was stripped of his command.

Shooter's line; "Pardon me Mr. President, I've got some shootin' to do!"

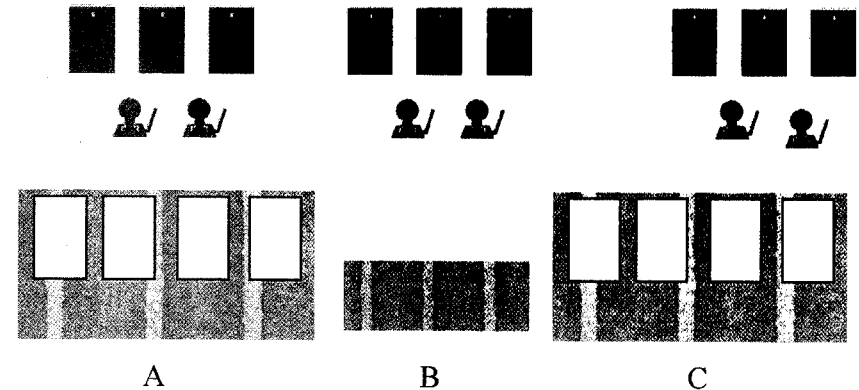
Response; "Make every shot count"

Rifle - 10 rounds staged on table of choice

Pistol - 10 rounds holstered

Shotgun - 2+ staged on table of choice

STAGE 8



Procedure:

Shooter starts on the rear platform of the rail car holding the whistle cord in both hands. When ready pull the whistle and wait for the beep. ATB respectfully push the president saying "Pardon me Mr. President, I've got some shootin' to do!" then proceed to the position of choice. At one position engage the three targets with your rifle in a triple tap sweep then engage the two poppers with your shotgun. From the other two positions with a pistol engage the five targets with a single round (misses on the poppers can be made up with your shotgun).

STAGE 9

SPONSORED BY
ZACK MCGEE
&
SHOOT STRAIGHT




THE NIGHT OF THE SABITINI DEATH
SEASON 4 EPISODE 17

Accompanied by agent Ned Brown, Jim travels to Calliope, Missouri, where he attempts to recover \$500,000 in stolen army pay. (Allen Hale and Jim Backus co star)

Shooter's line; "You picked the wrong stage to rob."
Response; "The money's been stolen already"

Rifle - 10 rounds staged in stage boot
Pistol - 10 rounds holstered
Shotgun - 4+ staged on horse

STAGE 9



Procedure:

Shooter starts behind the stage at the boot. When ready say "You picked the wrong stage to rob." ATB retrieve your rifle and starting on "Big Moe" shoot three rounds then shoot each of the other rifle targets with one round each then repeat. Move behind the stage and through either the windows or the door with your first pistol shoot "Big Moe" with three rounds then shoot the two pistol targets with one round each. Repeat with your second pistol. Move to the horse and shoot the popper starting with the two middle poppers then the two outside poppers.

STAGE 10

SPONSORED BY
PETE THE KNIFE MAKER
&
GOLDEN TRIANGLE GUNS, INC.



THE NIGHT OF THE PISTOLEROS
SEASON 4 EPISODE 19

Arriving at a lonely border outpost, Jim and Arte attempt to stop a terrorist gang from provoking a war with Mexico.

Shooter's line; "We're onto your scheme."


Response; "Start shooting."

Rifle - 10 rounds staged on horse

Pistol - 10 rounds holstered

Shotgun - 4+ held at port arms

STAGE 10



Procedure:

Shooter starts behind the saddle on the left rail shotgun at port arms. When ready say "We're onto your scheme." ATB, shoot the poppers until down. Move to the alley restage the shotgun on the horse and retrieve your rifle. Engage the rifle targets in a gunfighter sweep, start on the nearest target (center) and work your way to the rear with 1 round each, then repeat. Restage the rifle. Move to the right fence rail and with your pistol engage the pistol targets in a gunfighter sweep, repeat with your second pistol.