

LAKE COUNTY PISTOLeros

Presents
IDES OF MARCH 2012



A COWBOY ACTION SHOOTING COMPETITION

March 16– 18, 2012

Hosted by
Eustis Gun Club



STAGE 1


Dan Blocker



The Good, the Bad and the Ugly (1966)


Blonde must save Tuco from hanging so they can continue to collect his reward.

Blondie (The Good) is a professional gunslinger who is out trying to earn a few dollars. **Angel Eyes (The Bad)** is a hit man who always commits to a task and sees it through, as long as he is paid to do so. And **Tuco (The Ugly)** is a wanted outlaw trying to take care of his own hide. Tuco and Blondie share a partnership together making money off Tuco's bounty, but when Blondie unties the partnership, Tuco tries to hunt down Blondie. When Blondie and Tuco comes across a horse carriage loaded with dead bodies, they soon learn from the only survivor (Bill Carson) that he and a few other men have buried a stash of gold in a cemetery. Unfortunately Carson dies and Tuco only finds out the name of the cemetery, while Blondie finds out the name on the grave. Now the two



must keep each other alive in order to find the gold. Angel Eyes (who had been looking for Bill Carson) discovers that Tuco and Blondie met with Carson and knows they know the location of the gold.

STAGE 1



- 10 – Rifle in hand
- 10 – Pistols holstered
- 4+ - Shotgun staged on horse

Starting Line:

Shooter: *You may run the risks, my friend, but I do the cutting.*

TO: *But if you miss, you had better miss very well*

Procedure:

Shooter starts standing next to wood cross one foot on the stone with rifle shouldered and pointed at the rope. ATB start by cutting rope around Tuco's neck, shooting the rope until Tuco falls, then alternate on the 2 left cowboys with remaining rounds. Restage rifle in cactus. Move to tombstone and with your pistols engage the three cowboys in two Nevada sweeps, once starting on the left and once starting on the right. Move to the horse and with your shotgun engage the poppers until down.

Note: Misses with the rifle on any target is a miss.

STAGE 2

Patty Cakes




Quigley Down Under (1990)


Matthew Quigley is an American cowboy his weapon of choice is an 1874 Sharps Buffalo Rifle. He answers a newspaper advertisement that asks for men with a special talent in long distance shooting with four words: "Matthew Quigley 900 yards" written on a copy of the advertisement, punctuated by several closely spaced bullet holes.

Elliot Marston, who sent the advertisement, is infatuated with stories of quick-draw gunslingers from the American Old West, believing himself to have been born on the wrong continent, and amazed that Quigley has actually been to Dodge City.

Quigley realizing he has been brought to Australia under false pretences, will not slaughter the native Aborigines. Marsten needs to get rid of Quigley before authorities discover his ambition to eliminate the Aborigines people.



STAGE 2



- 9 - Rifle held at the ready
- 10 - Pistols holstered
- 4+ - Shotgun staged on right barrel

Starting Line: *"I have no use for pistols!"*

Procedure

To test your Sharp Shooting Skills, you will start with rifle at the ready beside the cactus, when ready state **"I have no use for pistols"**.

At the buzzer, engage the 5 buckets on the rack until all are down. With your remaining rounds engage the large bucket (dump plate). A miss on the dump plate is a miss.

Take rifle with you to the table on the far right of stage. With shotgun engage the four knockdown targets until down. Place open and empty shotgun on table and move to the fence. Now engage Marston and his two goons by placing the first round on Marston (middle target) and two rounds on each of the outside targets. Repeat with second pistol.


STAGE 3

Wild Card Willow




Two Mules for Sister Sara (1970)

Set in Mexico, a nun called Sara is rescued from three cowboys by Hogan, who is on his way to do some reconnaissance, for a future mission to capture a French fort. The French are chasing Sara, but not for the reasons she tells Hogan, so he decides to help her in return for information about the fort defenses. Inevitably the two become good friends but Sara has a secret.



STAGE 3



-
- 10 – Rifle held touching Sara's shoulder
 - 10 – Pistols holstered
 - 4+ - Shotgun staged on barrel

Starting Line:

Shooter: "I'll hit it"

TO Response: "Not till you sober up"

Procedure:

Shooter starts standing behind Sara rifle on her shoulder. ATB with your rifle shoot the dynamite then triple tap sweep the three rifle targets from right to left (train and squares). Move to barrel, stage your rifle and retrieve your shotgun. Engage the two outside knockdowns then engage the two swinging clays (clays must break). Move past cactus and with your pistols triple tap the three targets and put the 10th round on the center target.

STAGE 4

Fort White Cowboy Cavalry




Fist Full of Dollars (1964)

A man with no name arrives at a Mexican border town where he learns about the bitter feud between the Rojo brothers and the family of the town sheriff. Spying an opportunity to make money from the situation, the man with no name decides to play both families against each other. Trouble is, when you play two problems against each other, you'd better get it right the first time, or your problems get tougher. When he has to face Ramon Rojo, the man with no name wears an iron chest plate under his serape and tells Ramon to "Aim for the heart". I'll share the same advice with you, Pard, aim for the heart and you'll smoke 'em!

Fort White Cavalry

winner of the Golden Boot at Spaghetti Western Day – voted "Best Stage" by the shooters.



STAGE 4



10 - Rifle staged on poker table

10 - Pistols holstered

4+ - Shotgun staged on horse

Starting Line: *"Aim for the heart"*

Procedure:

Shooter starts standing behind poker table, both hands holding the money polk, ATB drop the poke and with pistol alternate on the two large cowboys for 4 rounds and with the 5th round engage the knockdown. Retrieve rifle and if the knockdown is down, alternate on the two large cowboys for 10 rounds (no double tap). If knockdown is still standing alternate on the two small rectangles for 10 rounds. Restage the rifle and move to the horse. With your second pistol alternate on the two large cowboys for 4 rounds then engage the knockdown with the 5th round. Retrieve your shotgun, if the pistol knockdown is down engage the remaining four poppers. If the pistol knockdown is not down engage all five poppers until down.

(A miss on the pistol knockdowns with the pistol, is not counted as a miss)

STAGE 5


Chilly Willy



Open Range (2003)

Boss Spearman, Charley Waite, Mose Harrison and Button freegraze their cattle across the vast prairies of 1882 Montana, sharing a friendship forged by a steadfast code of honor and living a life unencumbered by civilization. When their wayward herd forces them near the small town of Harmonville, the cowboys encounter a corrupt sheriff and kingpin rancher who govern the territory through fear, tyranny and violence. Boss and Charley find themselves inextricably drawn toward an inevitable showdown, as they are forced to defend the freedom and values of lifestyle that is all too quickly vanishing.

STAGE 5



- 10 - Rifle staged on horse
- 10 - Pistols holstered
- 4+ - Shotgun staged on horse

Starting Line

Shooter: ***"Are you the one that killed my friend Mose"***

TO Response: ***"Yes and I enjoyed it"***.

Shooter starts in circle with hands on pistols. When ready say Shooter's line ***"Are you the one that killed my friend Mose"***. Answered by the Timer Operator (TO) ***"Yes and I enjoyed it"***.

ATB - With first pistol, place the first round on Hired Gunman Butler, then one round on each of the remaining cowboys. With second pistol, place at least one round on the four remaining cowboys still standing. Move to the horse, and with rifle engage the four rifle targets in a Nevada Sweep starting on either end. Place open and empty rifle on horse and pick up shotgun, move to fence and engage the four shotgun targets until down.

STAGE 6

Arcadia Outlaw

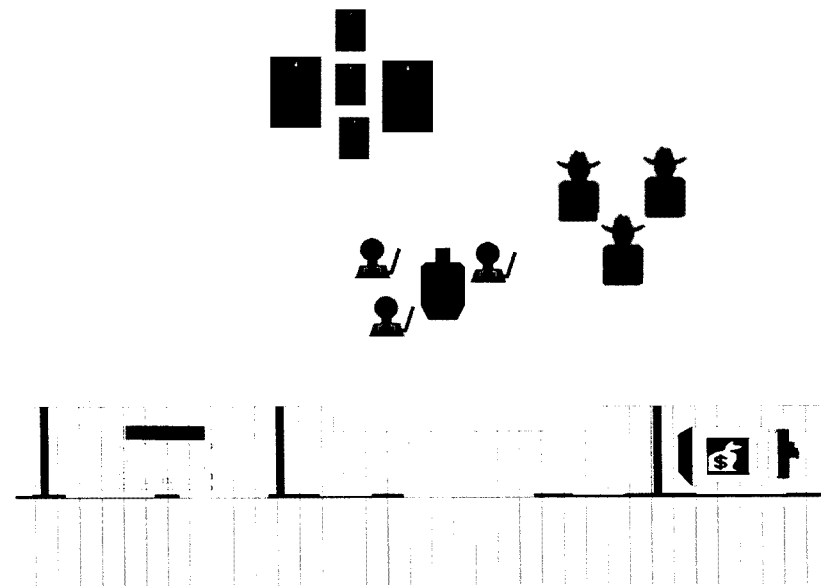


Unforgiven (1992)

After receiving their reward for killing the cowboys that cut up the whore William Munny & the Kid find out that Little Bill the sheriff has killed Will's friend Ned and he is on display in front of Greeley's Saloon. This makes William Munny mad so he sends the kid back home while he goes back to town to kill Little Bill. But first he's going to kill the owner of the saloon for decorating it with his friend Ned.



STAGE 6



- 10 – Rifle staged on left table
- 10 – Pistols holstered
- 4+ - Shotgun staged on shoulder

Starting Line:

Shooter: *"Who owns this stink hole"*

TO Response: *"I'm the owner of this establishment."*

Procedure:

Shooter starts standing in saloon shotgun loaded (under TO supervision) and shouldered. ATB shoot the bartender/swinger then the three knockdowns. Move to left table, stage the shotgun and retrieve your rifle. With rifle double tap an outside target then sweep vertical targets starting from top or bottom double tap other outside target sweep vertical targets starting from top or bottom (meaning either direction). Move to the right table, with your pistols, double tap center target sweep the three targets from either direction, 2nd pistol repeat instructions

STAGE 7

Half Breed Don


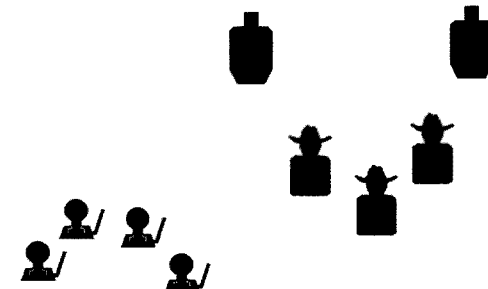


Rio Bravo (1959)

In the movie Rio Bravo, the Sheriff John T. Chance played by John Wayne, has this murderer jailed awaiting trial. His family and friends are dead-set on busting him out except for one thing, they have to get through the jailer played by Walter Brennan, better known as "Stumpy". They're no match for Stumpy and his scatter gun.



STAGE 7



- 10 – Rifle staged in Hotel
- 10 – Pistols holstered
- 4+ - Shotgun staged in hand

Starting Line:

Shooter: *"We're coming in Stumpy?"*

TO Response: *"Well come ahead."*

Procedure:

Shooter starts standing in jail shotgun in hand, ATB with shotgun engage poppers until down, stage shotgun in jail and move to Hotel. With your rifle "Pendulum Sweep" the five targets starting on either IPSC target, restage rifle. With pistols triple tap one outside cowboy and then double tap the center cowboy, triple tap the other outside cowboy and double tap the center cowboy.

STAGE 8

Sassy Teton Lady and Deadwood Woody



Butch Cassidy and the Sundance Kid (1969)


Butch and Sundance are the two leaders of the Hole-in-the-Wall Gang. Butch is all ideas; Sundance is all action and skill. The west is becoming civilized and when Butch and Sundance rob a train once too often, a special posse begins trailing them no matter where they run. Over rock, through towns, across rivers, the group is always just behind them.



When they finally escape through sheer luck, Butch has another idea, "Let's go to Bolivia".



STAGE 8



- 9 - Rifle - Staged on Horse
- 10 - Pistols holstered
- 4+ Shotgun - Staged on Horse

Starting Line: *"Well that ought to do it!"*

RO Response: *"Think ya used enough dynamite there Butch?"*

Procedure:


Scene 1: - Shooter starts standing at the horse holding dynamite in both hands, say your starting line and ATB drop the dynamite. With your rifle, engage the three railroad guards firing 1 round at one 3 rounds at one and 5 rounds at the other. Restage the rifle and take the shotgun to the bicycle (Scene 2)

Scene 2: Go on a bicycle joy ride with Etta: Engage two poppers from the right side of Etta and then two poppers from the left side of Etta. (Remember travelling rule with shotgun – Do not move with shotgun in a condition ready to fire). Take the shotgun to the ore cart in Bolivia (Scene 3)

Scene 3: In Bolivia - Push the handle on the cart and with your pistol sweep the three targets in either direction firing 2 rounds- 1 round – 2 rounds. Move to the Cantina doorway and with your pistol sweep the three targets in either direction firing 2 rounds- 1 round – 2 rounds.

STAGE 9

Greta Dee and Brucester Diamond



Lonesome Dove - (TV mini-series 1989)

Conversation between Woodrow and Call as they are packing up, ready to head to Montana.

Funny ain't it, all that cattle and 9/10 of the horses are stolen, yet we were once respected lawmen." How many head do you think we started out with, 2600 and 2 pigs". That was a dang stupid thing to do, bring that old sign along. You'll have us the laughing stock of this whole country with a sign that says ***WE DON'T RENT PIGS***. Well we don't rent pigs and I figure it's best to say that up front because the man that does like to rent pigs is hard to stop. And if that ain't bad enough, you got all them Greek words on there. I told you a long time ago Woodrow, it ain't Greek, it's Latin.



STAGE 9



- 10 – Rifle staged on buckboard
- 10 – Pistols holstered
- 4+ - Shotgun staged on buckboard

Starting Line – “*We don't rent pigs!*”

Procedure:

Shooter starts standing at fence of choice with both hands on rail. ATB, with first pistol, shoot the outside circle then the next rectangle, back on the circle then the other rectangle and the opposite circle. Move to buckboard, with shotgun engage the two knockdowns on the side you started with. Shotgun down, with rifle shoot the cowboy (on the side you came from) then the next rectangle back on the cowboy then the other rectangle and then the opposite cowboy, reverse for the remaining 5 rounds. Rifle back on buckboard, retrieve shotgun engage the two remaining knockdowns, shotgun back on buckboard. Move to other fence, (past the pig), with your second pistol, shoot the outside circle then the next rectangle, back on the circle, the other rectangle and the opposite circle.

STAGE 10


Southpaw Tom



Tombstone (1993)

As Wyatt, Doc, Morgan and Virgil come down the street, the Clantons and McClourys are waiting at the O.K. Corral. It was a late one last night and everyone is a little edgy. As Doc spies Billy he can't help but to wink. As Wyatt exclaims Oh my God the shooting is on. And remember with Doc in the fray there is no safety behind a horse. Ike will take off down the street so you decide to pepper his butt.....

STAGE 10



10 – Rifle staged on horse

10 – Pistols holstered

6+ - Shotgun in hand pointed down range

Starting Line: *“WINK” at the TO*

TO Response: *“Oh my God!!”*

Procedure:

Shooter starts standing at left fence shotgun in hand. *Shotgun may be loaded with up to 2 rounds at the direction of the TO.* ATB engage the left 2 poppers until down take shotgun to barrel. (Shooters' choice rifle or pistols) Rifle sequence; sweep the three rectangles three times in either direction, place the 10th round on the heart (Ikes butt). Pistol sequence; alternate on the two cowboys for 10 rounds. Retrieve shotgun and engage the 4 remaining poppers until down.