

Stage 1

St Patty's Day and the Ides are almost upon us. Well chase the leprechaun around and see if you can capture his pot of gold.

2 Pistols 5 rds each holstered

Rifle 10 Rds – Staged on table and re-staged safely

Shotgun 4 Rds – Staged on table and re-staged safely



Starting position: Left side of cactus both hands on cactus.

Start Line: "I'm looking for a pot of gold"

ATB:

1st Pistol: From left side of cactus; Starting and ending on center target, place 5 rounds on the three pistol targets. Re-holster.

2nd Pistol: Repeat instructions as 1st Pistol.

Move to Rifle:

Rifle: From table, engage each target with 2 rounds, Starting and Ending on the center target.

Make Rifle safe:

Shotgun: Knock down 4 shotgun targets.


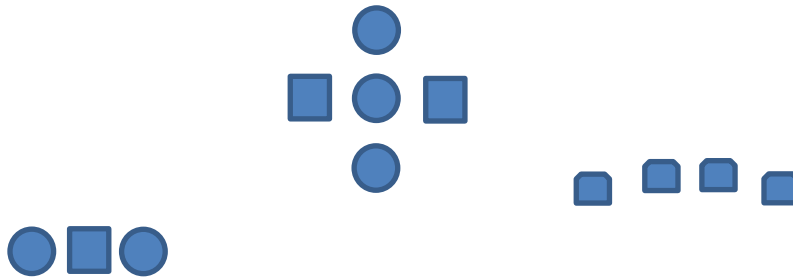
Stage 2

Irish eyes are smiling ... or is that laughter.. remember we're not laughing with you, we are laughing at you! You can't catch the leprechaun and you probably are not going to understand the directions to this stage, so pay attention!

2 Pistols 5 rds each holstered

Rifle 10 Rds – Staged in window and re-staged safely

Shotgun 4 Rds – Staged on horse and re-staged safely



Start position: In front of pistol targets to the left of cactus, hands at sides.

Start Line: "What?"

Pistols: Engage targets with 10 rounds starting on either end by Nevada Sweeping the 3 targets, double tapping the center target. Re-Holster

Move to Rifle:

Rifle: Starting on either left or right side (square) Nevada sweep targets, double tapping a different circle each time crossing the center. Re-stage rifle safely.

Move to horse:

Shotgun: Knock down the poppers.

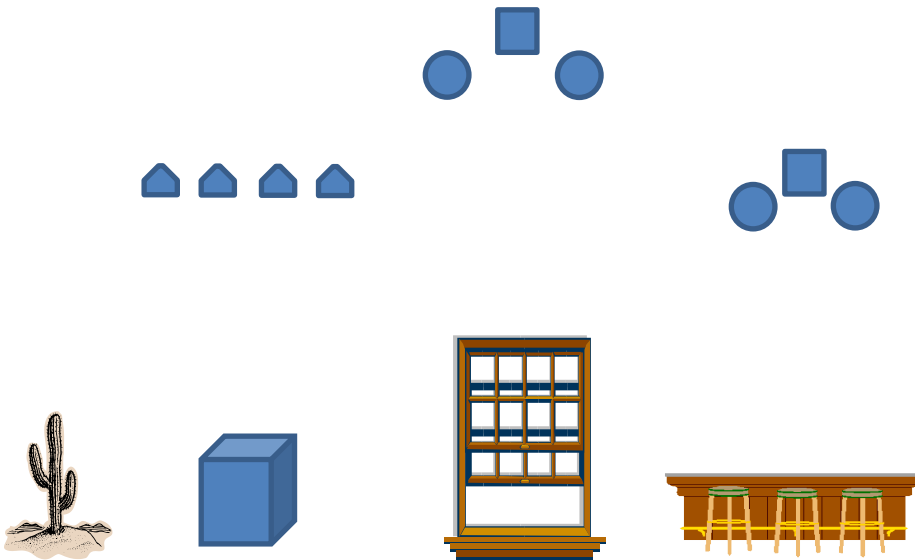
Stage 3

Alright, after the last stage you may need a drink, have you caught that leprechaun yet ... no of course not, nobody ever catches the leprechaun! They're always after me lucky charms, and maybe a whiskey.

2 Pistols 5 rds each holstered

Rifle 10 Rds – Staged in window and re-staged safely

Shotgun 4 Rds – Staged on box and re-staged safely



Start position: Behind cactus (both feet) or right side of bar (both feet), hands on cactus or bar.

Start Line: "They're always after me lucky charms!"

ATB:

Move to either shotgun or pistol (rifle will not be last):

Shotgun: Knock down the poppers. Stage shotgun safely.

Rifle: Engage the middle target with 3 rounds, then engage an outside target with 2 rounds, then repeat instructions using the other outside target.

Make rifle safe.

Pistols: Engage the middle target with 3 rounds, then engage an outside target with 2 rounds, then repeat instructions using the other outside target.

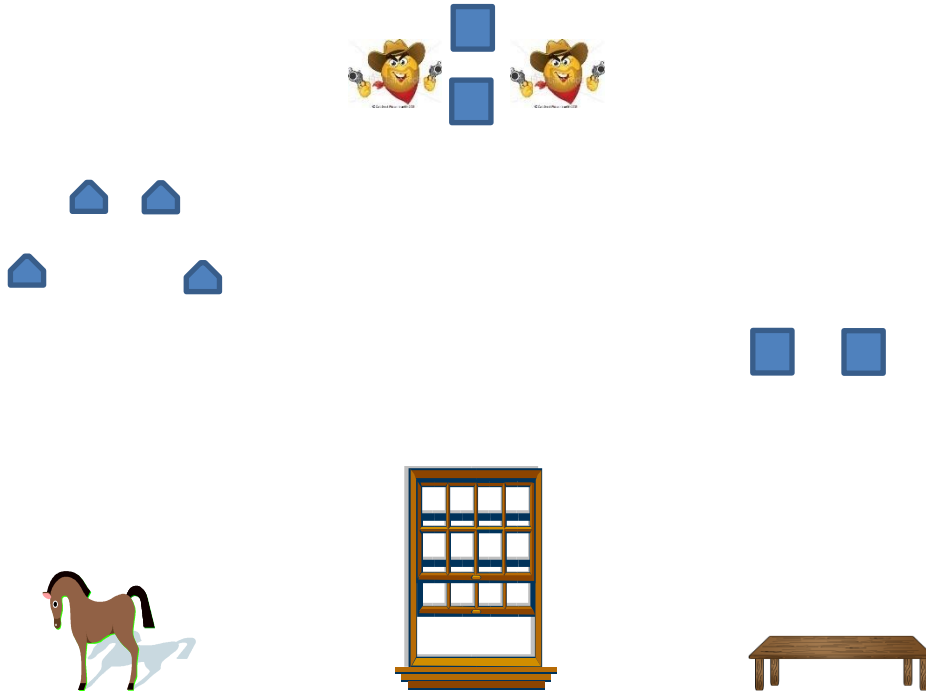
Stage 4

Now where the hell did that little leprechaun go? Look around, do you see anyone with a green hat? Could that be the little guy? Only if wild monkey's were flying out his arse. Have you ever really seen a leprechaun, because I don't think they exist.... But someone keeps telling something about suspension of disbelief.

2 Pistols 5 rds each holstered

Rifle 10 Rds – Staged in window and re-staged safely

Shotgun 4 Rds – Staged on horse and re-staged safely



Start position: Behind table hands at sides

Start Line: "Three times a charm"

ATB:

Pistols: Behind table, alternate on the 2 targets in a 1-1-3-3-1-1 round count. Re-holster.
Move to Rifle.

Rifle: From window, Engage each outside target (cowboy) with 1 round and then engage each center target with 3 rounds each, then engage each outside cowboy target with 1 round each.

Restage rifle safely.

Move to shotgun,

Shotgun: From horse: knock down the poppers.

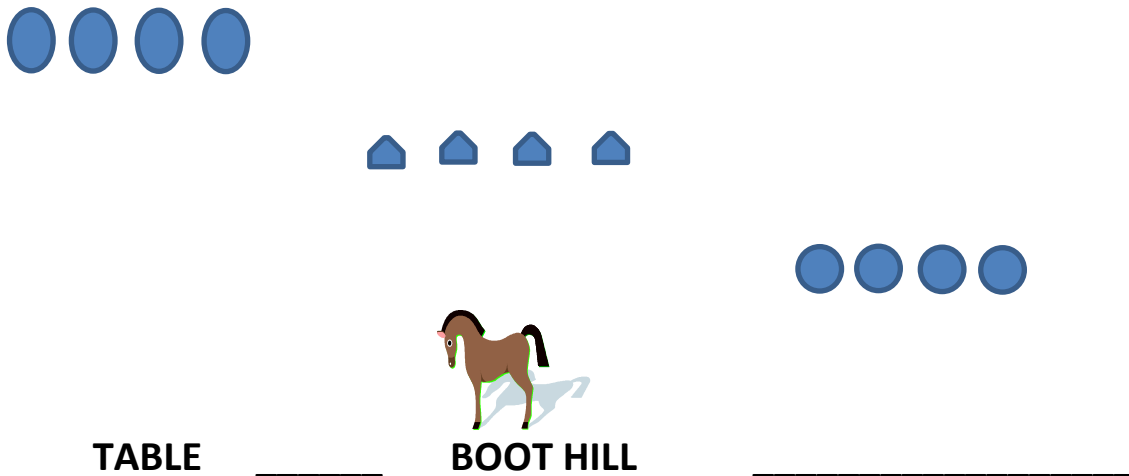
Stage 5

There ain't no darn leprechaun! But that doesn't mean there ain't no gold! It is probably buried somewhere. Now if you were going to bury something where would you bury it? There is only one problem with the hole you dug... there's a dead guy in it.

2 Pistols 5 rds each holstered

Rifle 10 Rds – Staged on table and re-staged safely

Shotgun 4 Rds – Staged on horse and re-staged safely



Start Position: Center of Boot Hill behind horse both hands on horse.

Start Line: "It's a dead guy!"

ATB:

Shotgun: From center of Boot Hill, Knock down the poppers. Restage the shotgun safely.

Move to Left side of Boot Hill and with Rifle:

Rifle: Engage targets starting on either side with a hoot sweep. (Outside target 1 time, then double tap alternate the two inside targets for 8 rounds, then engage the other outside target with 1 round.) Re-stage rifle safely.

Move to Pistols on the right side of boot hill.

Pistols: For a total of 10 rounds, Engage targets in a Hoot sweep same instructions as rifle.

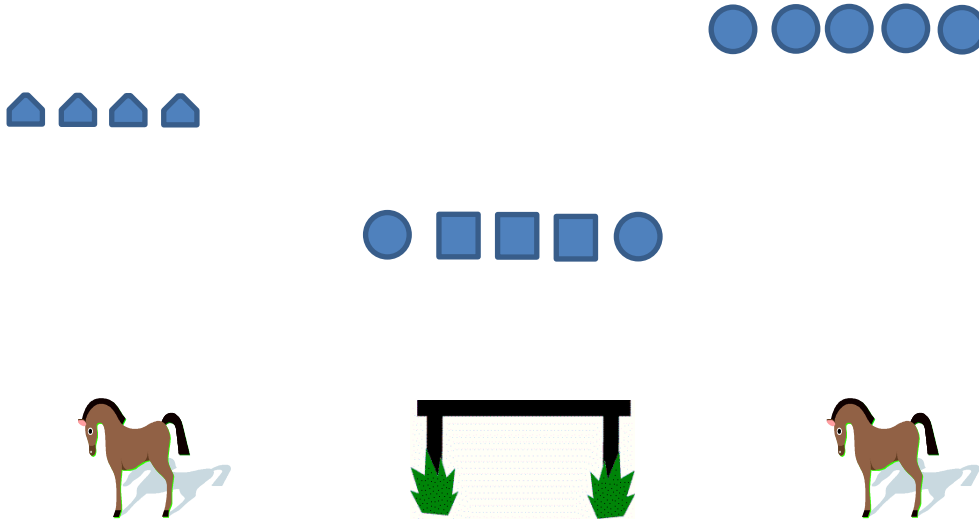
Stage 6

Is it true that St Patrick kicked all the snakes out of Ireland? Personally, I think there still plenty of snakes in Ireland... they may not slither on the ground but they will bite just the same!..... Better watch this stage or it may bite you!

2 Pistols 5 rds each holstered

Rifle 10 Rds – Staged and re-staged safely

Shotgun 4 Rds – Staged and re-staged safely



Start Position: Behind right horse both hands touching rifle, but not holding the rifle.

Start Line: "Snakes!"

ATB:

Rifle: From the right horse, Engage rifle targets in a rattler sweep starting on either end. (Double tap an outside target, then single tap sweep the 3 inside targets twice from the same direction, then double tap the other outside target.)

Make Rifle safe.

Move to shotgun.

Shotgun: From the left horse, knock down the poppers.

Re-stage shotgun safely.

Move to behind hitching post (between the 2 center up rights on post)

Pistols: From "center" of hitching post, For a total of 10 rounds, engage targets in a rattler sweep (same instructions as rifle).

Stage 1

Bases: 10

Uprights: 5 White, 4 Blue, 1 Red

Targets: 5 18" Round
3 18" Square
4 Poppers

Props: 1 Table, 1 Tall Cactus, 1 Short Cactus

Stage 2

Bases: 9

Uprights: 5 White, 1 Double, 1 short Red

Targets: 5 18" Round
3 18" Square
4 Poppers

Props: 1 Window, 1 Tall Cactus, 1 Short Cactus, Horse

Stage 3

Bases: 7

Uprights: 3 White, 1 Blue, 2 Red (same size)

Targets: 4 18" Round
2 18" Square
4 Poppers

Props: Cactus, Box Set (1), Window, Bar

Stage 4

Bases: 6

Uprights: 4 White, 1 Double

Targets: 2 Cowboy
4 18" Square
4 Poppers

Props: 1 Horse, Half Moon Table, 1 Window, 1 Small Cactus

Stage 5

Bases: 8

Uprights: 4 White, 4 Blue

Targets: 4 Tombstones
4 18" Round
4 Poppers

Props: 1 Table, Boot Hill & Fences, Horse

Stage 6

Bases: 11

Uprights: 5 White, 5 Blue

Targets: 2 18" Round
3 18" Square
2 Buzzards or something equal
3 15" Rounds
4 Poppers

Props: Corral, 2 Horse, 1 Small Cactus