

GCGS MAIN MATCH – SATURDAY, APRIL 1, 2023


STAGE 1

Easter being the principal festival of the Christian church, celebrates the Resurrection of Jesus Christ on the 3rd day after his Crucifixion. The origins of Easter date to the beginnings of Christianity. It is probably the oldest Christian observance after the Sabbath, (observed on Saturday).

Pistols – 10 rds. holstered Rifle – 10 rds. on left table Shotgun – 4+ on right table

Shooting order: rifle, shotgun, pistol

Shooter starts behind left table, arms folded. The line is, **“Happy Easter!”** ATB, with rifle triple-tap the center target, double-tap the two outside targets, then triple-tap the center target, in that order. Restage rifle safely. Move to right table. With shot gun engage poppers. PMF. With pistols, engage targets with a double-tap Nevada sweep starting on the center target. Holster pistols.



STAGE 2

The name of the holiday is derived from the name of an ancient pagan goddess, Eastre, sometimes spelled Eostre. Eastre was the goddess of spring and worshipped by the Teutonic tribes that early Christians wanted to convert.

Pistols – 10 rds. holstered Rifle – 10 rds. in hand Shotgun – 4+ on ammo boxes

Shooting order: rifle, shotgun, pistol

Shooter starts behind left table, rifle in hand. The line is, **“Happy Easter!”** ATB, with rifle engage targets, double-tapping from either end, 1,2,3,2,3. Stage rifle safely. Move to ammo boxes. With shotgun, engage poppers. Knock'em down. Restage safely. Move to right table. With pistols, repeat rifle instructions. Holster pistols.




STAGE 3

Early missionaries wanting to convert the tribes, adopted the celebration of Eastre's festival as their own. Since the festival fell around the same time as the Christian celebration of the Resurrection, the missionaries simply subbed the one holiday for the other, allowing the new converts to continue their traditions, its meaning and purpose changed.

Pistols – 10 rds. holstered Rifle – 10 rds. on left table Shotgun – 4+ on ammo boxes

Shooting order: shotgun, rifle, pistols

Shooter starts with a foot on starter plate. The line is, **“Happy Easter!”** ATB, move to ammo boxes. With shotgun engage poppers. Knock'em down. Restage safely. Move to left table. With rifle, triple-tap the 2 outside targets, single-tap the center target, then sweep the targets from either direction with the remaining rounds. Restage rifle safely. Move to right table. With pistols, repeat rifle sequence.



STAGE 4

The history of Easter was a bit convoluted, as the date of the celebration was never fully established. It was linked to the ancient Hebrew Celebration of Passover and the Spring equinox. Finally, in 325 A.D. Emperor Constantine met with church leaders and together decreed that Easter would fall on the first Sunday after the Spring equinox.

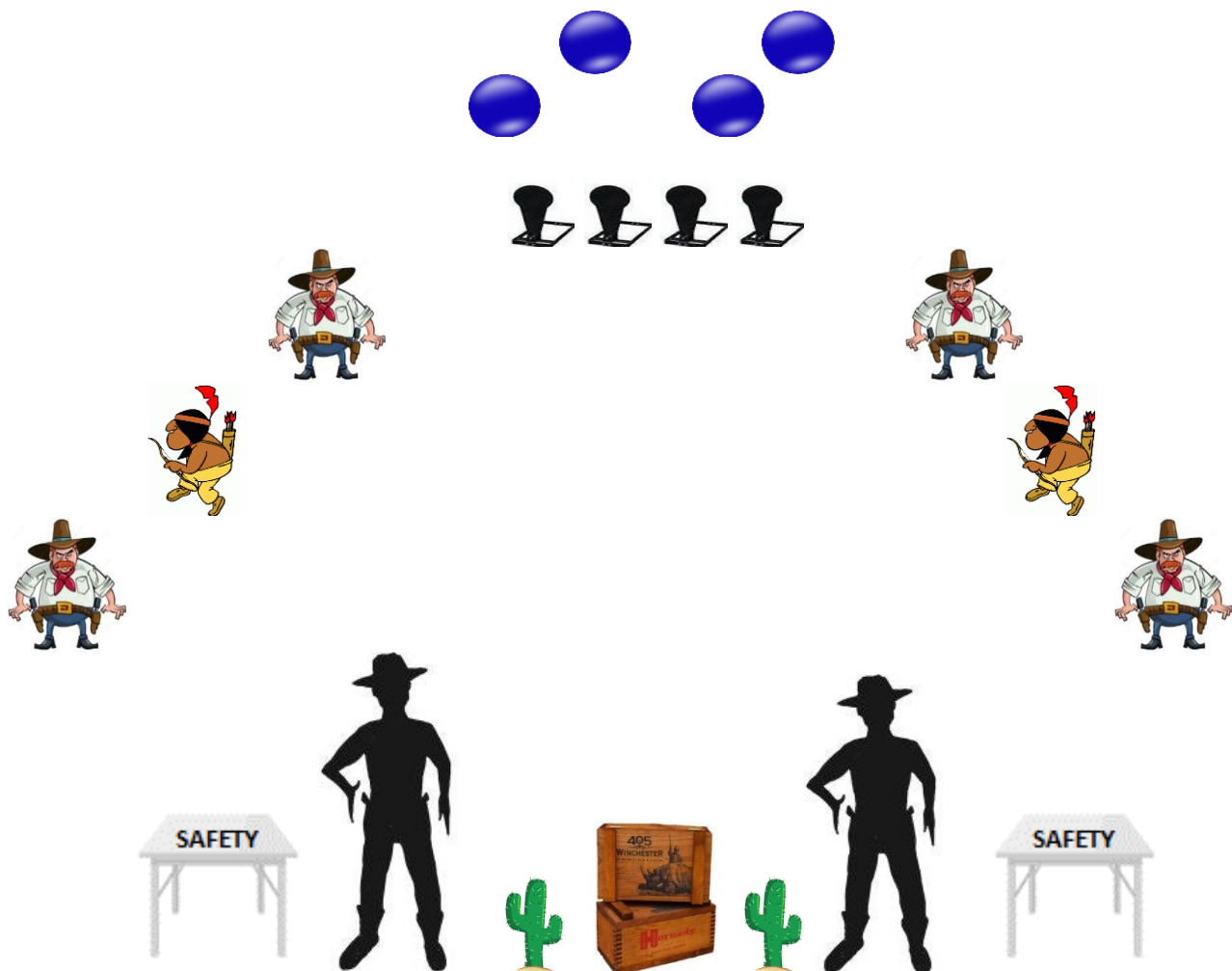
Pistols – 10 rds. holstered Rifle -10rds. on ammo boxes Shotgun – 4+ on ammo boxes

Shooting order: pistol, rifle, shotgun, pistol OR pistol, shotgun, rifle, pistol

Shooter starts to outside of either cowboy, hands at Texas Surrender. The line is, **“Happy Easter!”** With 1st pistol, engage targets with a 2,1,2 sweep. Holster. Move to ammo boxes.

Shotgun: Engage poppers. Knock'em down. Restage

Rifle: Engage targets with a San Juan Sweep. 1,2,3,4 - 1,2,3 - 1,2 – 1. Restage. Move to remaining pistol location. Repeat 1st pistol instructions. Holster.



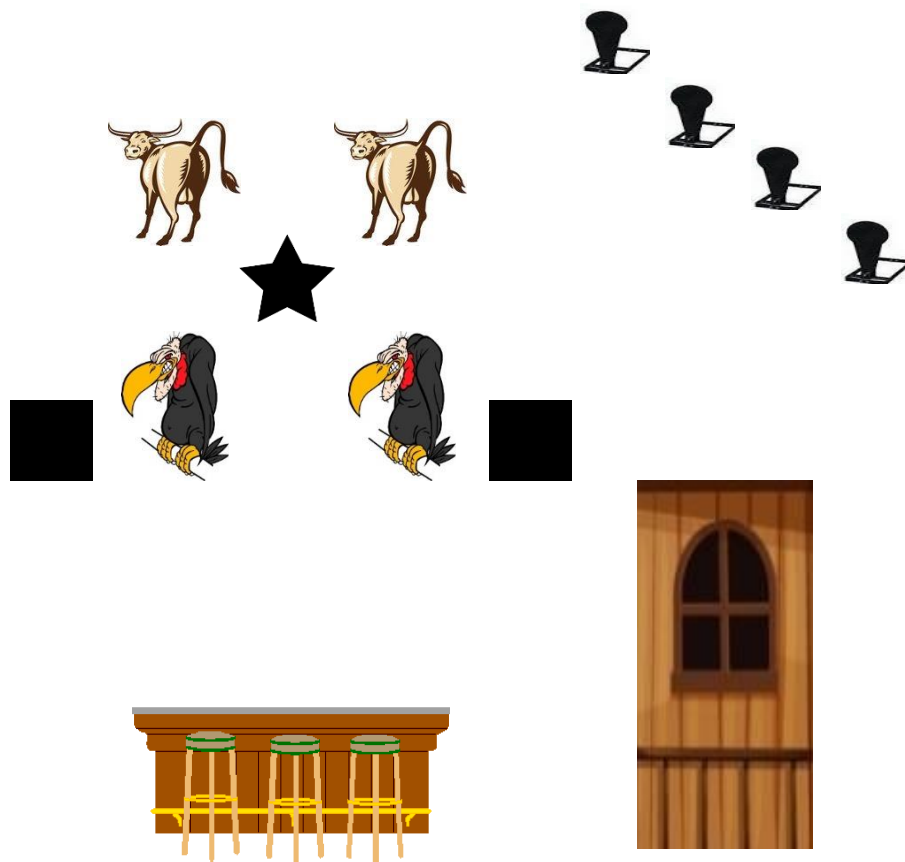
STAGE 5

The Easter Bunny and Easter Eggs, both symbols of Easter are derived from ancient pagan traditions. Eastre's pagan symbol was the rabbit or the hare. The giving and receiving of eggs was a common tradition with the Teutonic Tribes, eggs symbolizing rebirth and renewal.

Pistols – 10 rds. holstered Rifle 10 rds. on bar Shotgun – 4+ at window

Shooting order: shotgun, rifle, pistols

Shooter starts in window, hands on sill. The line is, “**Happy Easter!**” ATB, engage 4 poppers. PMF. Restage safely. Move to bar. With rifle, engage rifle targets with 5 rds. each. Restage safely. With 1st pistol, engage targets from either end 2,2,1. Holster. With 2nd pistol, engage targets from the opposite end 2,2,1. Holster.



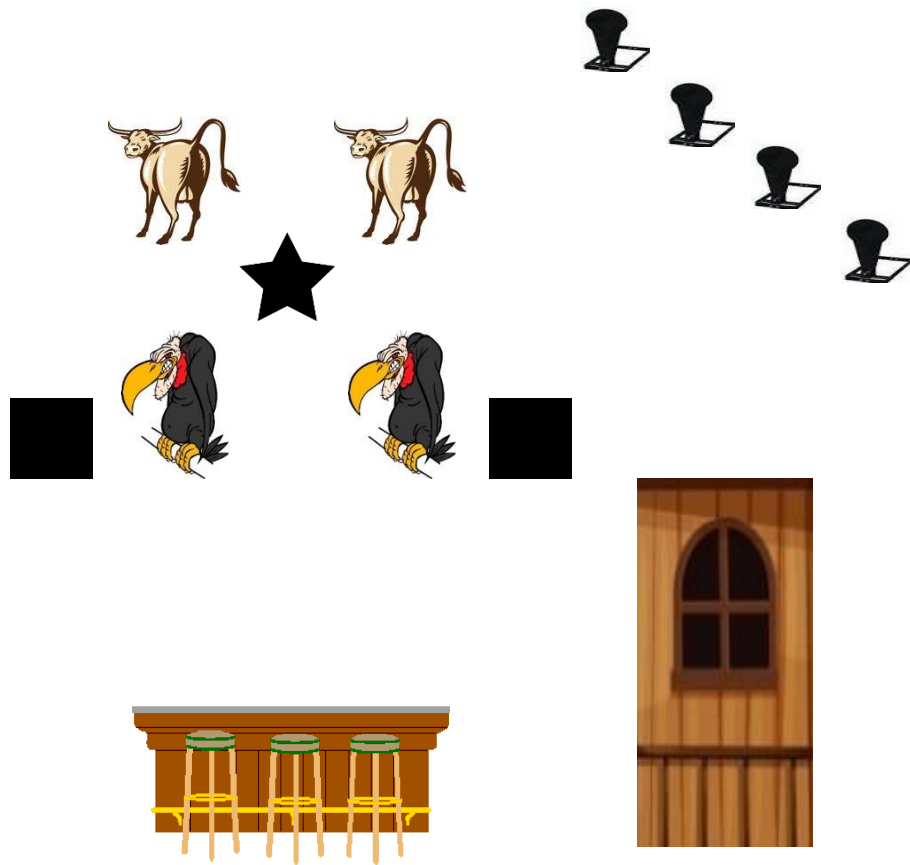
STAGE 6

In 1878, President Rutherford B. Hayes started the Easter egg tradition at the White House with children rolling their eggs.

Pistols - 10 rds. holstered Rifle – 10 rds. in right window Shotgun – 4+ on table

Shooting order: pistols, rifle, shotgun

Shooter starts at bar, hands on hat. The line is, “**Happy Easter!**” ATB, with pistols single-tap sweep front 5 targets twice from either end, no double taps. Reholster. With rifle, triple-tap star and buffalo butts starting on the star and with last round on star. Restage rifle safely. Move to window and with shotgun, engage poppers. Knock ‘em down.



STAGE 1

Steel – 2 red uprights
3 white uprights
1 blue upright
3 large circles
3 large squares
4 poppers
8 bases

Props - 1 half-moon table
1 small white table
2 small cacti

STAGES 2 & 3

Steel – 3 white uprights
3 red uprights
3 stars
4 large squares (1 will be starter plate)
4 poppers
9 bases

Props - 1 small ammo box
1 large ammo box
3 large cacti
2 small white tables

STAGE 4

Steel – 2 red uprights
2 white uprights
2 blue uprights
2 Indians
4 cowboys
4 large circles
4 poppers
12 bases

Props - 1 small ammo box
1 large ammo box
2 stand up cowboys
2 small cacti
2 white safety tables

STAGES 5 & 6

Steel – 2 double black uprights
2 white uprights
2 red uprights (tall)
1 blue upright
2 bull's butts
2 buzzards
2 large squares
1 star
4 poppers
7 bases

Props - 1 facade
1 bar